

**SIES**  
**2023**

14TH ANNUAL  
SYDNEY  
INTERNATIONAL  
**ENDOSCOPY**  
**SYMPOSIUM**

16-17 March 2023 | Hilton Sydney

PROGRAM AND SYLLABUS





## Introducing the new Ultrasound Processor from Olympus



- Improved Visualisation
- Enhanced Operability
- New Features

**EU-ME3** - Advancing the Dimensions of Endosonography  
Visit us at the Olympus Booth to find out more

OLYMPUS AUSTRALIA PTY LTD  
3 Acacia Place, Notting Hill VIC 3168, Australia  
Customer Service: 1300 132 992 | [www.olympus.com.au](http://www.olympus.com.au)

OLYMPUS NEW ZEALAND LIMITED  
28 Corinthian Drive, Albany, Auckland NZ 0632  
Customer Service: 0508 659 6787 | [www.olympus.co.nz](http://www.olympus.co.nz)

QR 07.628 V1.0 February 2023

# WELCOME



Dear Friends and Colleagues,

On behalf of our department, it is with great pleasure and enormous excitement, that we welcome you to the 14th Sydney International Endoscopy Symposium. After more than two challenging years we are back together again and our team at Westmead could not be more enlivened to deliver this event.

The circumstances we confronted in March 2020 were unprecedented. These necessitated the cancellation of our meeting less than two weeks out. As the pandemic did in so many other facets of life, this took a substantial toll on our group. However, we were fortunate, with the great support of the SIES family we kept our focus and took a circumspect view. The great success of SIES series with upwards of 3000 delegates joining online from more than one hundred nations, reaffirmed the strong appetite for our style of educational platforms.

We remain and continue to be enormously grateful to those who have supported us through this journey. Once again you have embraced SIES, and this year promises to be another wonderful experience. We have had to build the symposium from the ground up once more. Although the bar is high, we believe we have an even better product to share in 2023. A strong emphasis on the cognitive processes behind the delivery of high-quality endoscopy will feature.

We accept this educational opportunity with great humility and devote all our energies to ensuring the best possible outcome for all involved, our patients, our delegates, and our sponsors. On behalf of our Department, Nurses, and Doctors alike, I thank you for your support and for allocating your valuable time and resources to join us for these two special days.

Welcome to SIES 2023!

**Prof Michael Bourke**

Chairman SIES  
Director Gastrointestinal Endoscopy  
Westmead Hospital, Sydney, Australia



Step up to the

# ENDO CHALLENGE™

Do you have what it takes to secure the  
fastest time during SIES?

14th Annual Sydney International Endoscopy Symposium  
Cook Medical booth 23  
16–17 March, 2023 | Sydney Hilton

Join us during SIES 2023 for some  
friendly competition at the new  
Cook Medical EndoChallenge.

Race against the clock, and your peers, and get  
hands-on with the Instinct Plus® Endoscopic Clipping  
Device to place endoscopic clips and close a defect.

Stop by our booth to put  
your skills to the test.



Scan to learn more about  
the Instinct Plus clip.



The Cook Medical EndoChallenge is a competition for physicians to  
test their endoscopy skills using procedural simulators and the latest  
product innovations.

© COOK 01/2023 ESC-D67527-EN-F

# SIES 2023 APP



## Download the official app for SIES 2023!

Kindly brought to you by Norgine. Available to you as a SIES delegate, our APP puts the event in your hands.

## You can download the app to discover:

- Conference Agenda
- Speaker information and bios
- See our sponsors and plan who to visit in the trade exhibition area
- Keep up to date with real time alerts and news during the conference
- Upload photos to our social media wall
- Connect with other delegates and exhibitors and exchange contact details

## To install:

- Download and install the Attendee App from your chosen store (Android or iOS). Search for **“The Event App by EventsAir”**
- Once you open the app, please enter the code **sies2023**
- Login with your registered email and app pin which you will have received in your welcome email
- You will now be logged in for the duration of the conference and you will receive updates and alerts automatically
- Please visit the SIES Registration Desk if you encounter any issues

**SAVE THE DATE FOR  
SIES 2024**

**15TH ANNUAL  
SYDNEY  
INTERNATIONAL  
ENDOSCOPY  
SYMPOSIUM**

21-22 March 2024 | Hilton Sydney

**SIES  
2024**

The poster features a background image of the Sydney Harbour Bridge and city skyline at sunset.

The first 1 litre PEG-based bowel preparation <sup>1</sup>

**PLENVU<sup>®</sup>**  
Powder for Oral Solution  
Macrogol 3350, Sodium Ascorbate, Sodium Sulfate, Ascorbic Acid, Sodium Chloride, and Potassium Chloride

**Improve the efficacy<sup>1\*</sup>**  
**Cut the volume**  
\*compared with MOVIPREP

Please review the [Product Information](#) before prescribing.  
Full Product Information can be obtained by contacting Norgine Pty Ltd on 1800 636 000.

Reference: 1. Bisschops R, Manning J, Clayton LB, Shing RNK, Alvarez-Gonzalez M. Colon cleansing efficacy and safety with 1 L NER1006 versus 2 L polyethylene glycol + ascorbate: a randomized phase 3 trial Endoscopy [Internet]. 2018 DOI:10.1055/a-0638-8125.

Norgine Pty Limited (ACN 005 022 882) Suite 3.01, Building A, 20 Rodborough Road, Frenchs Forest NSW 2086. Phone: 1800 636 000. PLENVU, MOVIPREP, NORGINE and the sail logo are registered trademarks of the Norgine group of companies. AU-GE-PLV-2300003. Date of Preparation: February 2023.

**NEW**

**PENTAX**  
MEDICAL

## INSPIRA™ 4K LED Video Processor

The gateway to tomorrow's cutting - edge technology in diagnosis and therapy



## i20 CMOS Endoscope Series



Slim i20 series control body including Adjustable Stiffness colonoscopes

Revolutionary Ultra - Short bending section & 210° angulation on every i20 series endoscope model



## SIES SPEAKERS



**PROF MICHAEL BOURKE**  
MBBS, FRACP

**Director of Gastrointestinal Endoscopy, Westmead Hospital**

Professor Michael Bourke of the University of Sydney is Director of Gastrointestinal Endoscopy at Westmead Hospital. He is previous Co-editor of *Endoscopy* (Journal of the European Society of Gastrointestinal Endoscopy, 2011-2019) and past Chairman of the Australian Gastrointestinal Endoscopy Association (2007-2009).

Michael is a world-renowned international authority in all facets of gastrointestinal endoscopy. Through scientific research, he has invented, pioneered, developed and established key techniques in advanced therapeutic endoscopy. He has published over 350 peer-reviewed research papers, expert reviews and editorials with more than 12000 citations, in the leading Gastroenterology and Endoscopy journals.

Michael is the convenor of the Sydney International Endoscopy Symposium (2008-2023, <https://www.sies.org.au>). He has been an invited speaker at more than 300 international conferences including all 5 continents, delivering numerous lectures and live Endoscopy demonstrations. He has received numerous Visiting Professorships, honours and awards including the GESA Distinguished Clinician Award for contributions to the specialty, research, and the society (2012), the Christopher Williams medal from British Society of Gastroenterology (2017), the GESA Distinguished Researcher Prize (2019) and the American Society of Gastrointestinal Endoscopy (ASGE) Crystal award (2022).



**PROF DOUG REX**  
MD MACP MACG MASGE AGAF

**Distinguished Professor Emeritus of Medicine, Indiana University School of Medicine**

Douglas K. Rex, M.D. is a Distinguished Professor Emeritus at Indiana University School of Medicine and a full-time clinical gastroenterologist at Indiana University Hospitals. His major research interests are colorectal disease, particularly colorectal cancer screening, and the technical performance of colonoscopy. He has authored more than 300 original research papers, 70 book chapters, 230 invited papers, 75 editorials, and 40 guideline papers. He chaired the U.S. Multi-Society Task Force on Colorectal Cancer from 2000-2006 and 2012-2018. He is a past President of the American College of Gastroenterology and the immediate past President of the American Society for Gastrointestinal Endoscopy.



**PROF LUKE HOURIGAN**

**Clinical Director of Endoscopy, Princess Alexandra Hospital Brisbane**

Professor Luke Hourigan is the Clinical Director of Endoscopy at Princess Alexandra Hospital, Brisbane and a Professor of Medicine (University of Queensland). He is a medical graduate of the University of Queensland and completed his advanced training in Gastroenterology and Hepatology in Brisbane. He completed postgraduate training in Interventional Endoscopy at Westmead Hospital, Sydney and St Michael's Hospital (Wellesley), Toronto, Canada. Areas of endoscopic interest include ERCP, Barrett's dysplasia, Colo-rectal polypectomy, Third space endoscopy (ESD, POEM), Endoscopic ultrasound and Palliative stent placement.

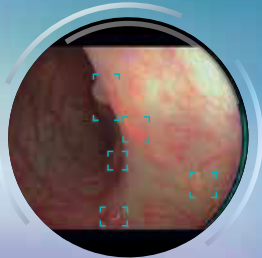
**FUJIFILM**  
Value from Innovation

# ELUXEO™ ULTRA

  
red dot design award  
winner 2022

**CADEYE**

FOR COLONIC POLYPS



DETECTION AND CHARACTERISATION  
**ARTIFICIAL  
INTELLIGENCE**

**ColoAssist**

Endoscope Visualization System



**REAL-TIME  
VISUALISATION**

PROUD SUPPORTER OF



14TH ANNUAL  
SYDNEY INTERNATIONAL  
ENDOSCOPY SYMPOSIUM  
16-17 March 2023 | Hilton Sydney



 **C.R. Kennedy**  
MEDICAL SOLUTIONS

For more information contact **C.R. Kennedy: (Head Office) VIC** 03 9823 1812  
**NSW** 02 9552 8341 | **QLD** 07 3632 6717 | **SA** 08 8410 8105 | **WA** 08 9489 8544  
[medical.crkennedy.com.au](http://medical.crkennedy.com.au) | [medicalcustomerservice@crkennedy.com.au](mailto:medicalcustomerservice@crkennedy.com.au)

# MAN TIS™

## Clip



## Visit us at Booth 22

*Learn about these featured products:*


### ▶ NEW MANTIS™ Clip

Purpose-built for closing large defects<sup>1</sup> in the GI tract.



### ▶ EXALT™ Model D Single-Use Duodenoscope

A clinically proven, sterile option for ERCP procedures. Come discuss the clinical and operational benefits of our single-use duodenoscope.



### ▶ NEW AutoCap™ RX Integrated Biopsy Cap and Guidewire Locking Device

Designed to minimise biomaterial leakage, maintain insufflation and maximise suction capabilities all with a single, integrated locking device and biopsy cap.



1. Liaquat, H., Rohn, E., & Rex, D. K. Prophylactic clip closure reduced the risk of delayed postpolypectomy hemorrhage: Experience in 277 clipped large sessile or flat colorectal lesions and 247 control lesions. *Gastrointestinal Endoscopy*, 2013, 77(3): 401-407. <https://doi.org/10.1016/j.gie.2012.10.024>.

CAUTION: The law restricts these devices to sale by or on the order of a physician. Indications, contraindications, warnings and instructions for use can be found in the product labelling supplied with each device or at <http://www.IFU-BSCI.com>. Products shown for INFORMATION purposes only. All photographs owned by Boston Scientific. Pictures for illustrations purposes – not indicative of actual size or clinical outcome

©2023 Copyright Boston Scientific Corporation or its affiliates. All rights reserved. All trademarks are the property of their respective owners.

Boston Scientific Pty Ltd | PO Box 332 Botany NSW 1455 Australia | Tel +61 2 8063 8100 | Fax +61 2 9330 1404

ENDO-1528811-AA FEB 2023

# SIES SPEAKERS



**PROF KRISH RAGUNATH**  
MBBS, MD, DNB, MPHIL, FRCP EDIN,  
FRCP LOND, FRACP, FASGE, FJGES

**Professor of Medicine & Director of Research, Curtin University Medical School. Consultant Gastroenterologist,**

**Royal Perth Hospital. Honorary Professor, School of Medicine, University of Nottingham**

Professor Krish Ragnunath moved from Nottingham University, UK to Australia in May 2019 under the Global Talent initiative after being appointed as Professor of Medicine at Curtin University Medical School, and Consultant Gastroenterologist at Royal Perth Hospital. He is an executive committee member of the Endoscopy Faculty and Research Faculty of the Gastroenterology Society of Australia (GESA). He is also Fellow of the American and Japanese Society of GI Endoscopy. He has held various leadership positions that includes: the immediate past chair of the World Endoscopy Organisation (WEO) Research committee, British Society of Gastroenterology (BSG) International Secretary 2014-18, Treasurer BSG Endoscopy committee 2016-19, advisor for National Institute of Clinical Excellence (NICE) interventional procedures subgroup and independent external advisor for the Welsh National Bowel Cancer screening programme complex polyp MDT. Professor Ragnunath served as a core member and co-director of the International Working Group on Classification of Oesophagitis (IWGCO) Board 2014-18. His clinical and research interests include advanced endoscopic imaging of the GI Tract, Endoscopic Ultrasound, Barrett's oesophagus, minimally invasive endoscopic therapy of early GI neoplasia and recently taken a special interest in Green Endoscopy. He has co-edited the BSG Barrett's oesophagus guidelines, Quality standards in upper GI endoscopy, Guidelines for the management of gastric premalignant conditions and UK oesophageal dilatation guidelines. He is Associate Editor for "Digestive Endoscopy" journal, member of the Editorial Board for 'Endoscopy', 'Gastrointestinal Endoscopy', Translational Gastroenterology & Hepatology journals. He was the recipient of the BSG Hopkins Endoscopy Prize 2010. He has performed several live endoscopy demonstrations, endoscopy training in animal models and has lectured in national and international meetings. He delivered the Royal College of Physicians Edinburgh, Professor Anne Ferguson lecture and recipient of the medal, 2017. Has authored/co-authored over 150 peer reviewed publications and written 4 textbook chapters with 14054 citations, and H index 59.



**A/PROF NICHOLAS BURGESS**

**Interventional Endoscopist and Gastroenterologist, Westmead Hospital. Clinical Associate Professor of Medicine, University of Sydney**

Associate Professor Nick Burgess is an interventional endoscopist and gastroenterologist at Westmead Hospital and clinical Associate Professor of Medicine at the University of Sydney in Australia. His research interests focus on the prediction of cancer within colorectal polyps, endoscopic resection in the colon including EMR and ESD, and the prevention of adverse events including bleeding and perforation. He has a strong interest in endoscopy quality and bowel cancer screening. He is a co-editor for Endoscopy journal and has published multiple papers which have influenced international endoscopy practice. He also performs ERCP, interventional EUS, ESD and POEM.



**DR DAVID TATE**  
MBBS MRCP GASTRO (UK) PHD

**Consultant Gastroenterologist and Director of Endoscopy, University Hospital of Ghent**

Dr David James Tate is a British Interventional Endoscopist working at the University Hospital of Ghent, Belgium. His journey in Endoscopy started in the United Kingdom (Cambridge University, University College London) then he moved to Sydney and completed a PhD under the tutorage of Professor Michael Bourke. His current research interests include Endoscopy Education and the Iteration of Minimally Invasive Techniques for the Treatment of Early Gastrointestinal Neoplasia.



**Endoscope Reprocessing**



**Endoscopy Suite**



**CSD**



**Surgical**

Visit us at  
Stand # 15

STERIS Australia – Bringing you the best from Cantel and STERIS from 1 April 2023



**MT** MICRO-TECH™  
ENDOSCOPY



← 8MM →   ← 12MM →   ← 16MM →   ← 20MM →

**LOCKADO™**

**STRONGER HOLD, MORE CONTROL**



## SIES SPEAKERS



**A/PROF SPIRO  
RAFTOPOULOS**

**Interventional Endoscopist  
and Gastroenterologist,  
Sir Charles Gairdner Hospital**

Associate Professor Spiro Raftopoulos completed his gastroenterology training in Perth and subsequently undertook fellowship training at St Michael's Hospital in Toronto Canada in interventional endoscopy before returning to Perth and being appointed as a consultant gastroenterologist and interventional endoscopist at Sir Charles Gairdner Hospital.

His specific interests lie in the provision of minimally invasive endoscopic alternatives to surgery for a variety of conditions including Barrett's Oesophagus, advanced and complex colonic polyps, Achalasia and Zenker's Diverticulum. In addition, he also has expertise in ERCP including cholangioscopy for biliary disease.

He is currently on a number of national advisory committees including the Cancer Council of Australia and the Royal Australasian College of Pathologists.



**A/PROF BRONTE HOLT**  
MBBS, BMEDSC, FRACP, PHD

**Interventional Gastroenterologist,  
St Vincent's Hospital, Melbourne.  
Associate Professor, The University  
of Melbourne**

Associate Professor Bronte Holt is a gastroenterologist and endoscopist at St Vincent's Hospital Melbourne and Associate Professor at the University of Melbourne. She specialises in the endoscopic diagnosis and treatment of diseases of the gastrointestinal and pancreaticobiliary systems.

Bronte's endoscopic skills include diagnostic and interventional endoscopic ultrasonography, pancreatic and biliary ERCP and endoscopy in inflammatory bowel disease. She performs advanced resection procedures, including per-oral endoscopic myotomy and endoscopic submucosal dissection.

Bronte commenced an endoscopy fellowship at Westmead Hospital in 2011, during which she obtained a PhD through the University of Sydney. She went on to join the Center for Interventional Endoscopy in Florida, USA, as endoscopy fellow from 2013 to 2014, supported by the Prime Minister's Queen Elizabeth II Diamond Jubilee Scholarship, an Australia Day award. Bronte was awarded a National Health and Medical Research Council Early Career Fellowship in 2015, and Associate Professor of Medicine at The University of Melbourne in 2022. She is involved in clinical trials, supervision of PhD candidates and endoscopy training.

## Did you know?

Ecolab offer Eco-Bowls for bedside cleaning, paving the way for bio-sustainable consumables.

### ECOBOWL

- Biodegradable
- Decreased carbon footprint with manufacture of product
- Reducing plastics
- Reducing landfill



PLEASE SPEAK TO YOUR HEALTHCARE MANAGER FOR FURTHER INFORMATION

ECOLAB HEALTHCARE ANZ

2 Drake Avenue, Macquarie Park, NSW 2113

AU: 1300 425 529 [www.healthcare-au.ecolab.com](http://www.healthcare-au.ecolab.com)

**ECOLAB**  
PROTECTING WHAT'S VITAL™

## Medtronic

## Taking strides forward

in helping to detect and monitor gastrointestinal diseases.



Pillcam™  
Capsule Endoscopy



Bravo™ Calibration-Free  
Reflux Recorder



Digitrap per™ pH-Z  
testing system



ManoScan™ 3D ESO  
High-Resolution Manometry



Barrx™ Radiofrequency  
Ablation Focal Catheters



Endoflip™ Impedance  
Planimetry System

GI Genius™ Intelligent  
Endoscopy Module



Medtronic Australasia Pty Ltd Toll Free: 1800 668 670  
Medtronic New Zealand Ltd Toll Free: 0800 377 807  
© Medtronic 2022 All Rights Reserved. ET 121-04-19 ANZ.  
#11096-052022

# SIES SPEAKERS



**DR NICHOLAS TUTTICCI**  
BSC MBBS (HONS) FRACP

**Director of Endoscopy, QEII Jubilee Hospital. Staff Specialist, Royal Brisbane and Women's Hospital**

Dr Nicholas Tutticci is the Director of Endoscopy at QEII Jubilee Hospital and Staff Specialist Gastroenterologist at the Royal Brisbane and Women's Hospital. He has special interests in high quality colonoscopy, early gastric cancer detection and serrated colonic lesions. His primary research focus is around cold polypectomy and cold EMR of colonic polyps, specifically; serrated lesions, advanced adenomas and lesions at the ICV. His practice includes pan gastrointestinal ESD and advanced endoscopic resection.



**ELIZABETH WARDLE**

**Clinical Nurse Manager, Endoscopy, The Wesley Hospital, Brisbane**

Elizabeth Wardle is the Clinical Nurse Manager of Endoscopy at The Wesley Hospital in Brisbane. This is a busy four procedure room unit completing approximately 70 procedures per day.

Elizabeth has worked in gastroenterology for 30 years and have been the Qld Regional manager, GENCA vice president, Editor of the GENCA journal and was the GENCA president from 2008 to 2011.

Elizabeth has been a contributing author of the last three editions of Infection Control in Endoscopy, now Infection Prevention and Control in Endoscopy. She is the current GENCA representative on Australian Standards HE-023 committee responsible for AS4187.



**DR SUNIL GUPTA**


**Gastroenterologist**

Dr. Sunil Gupta is a Gastroenterologist based in Sydney, Australia. After completing his advanced training at Westmead Hospital, he undertook interventional endoscopy fellowships at Princess Alexandra Hospital (Brisbane) and Westmead Hospital (Sydney). He partway through a PhD at the University of Sydney, focusing on quality and innovations in Upper GI endoscopic tissue resection. Sunil has received numerous research awards, including the People's choice Young Investigator Award (YIA) at AGW in 2019, the Sir Richard Stawell Memorial Prize from AMA Victoria in 2022 and National Scholar Award from UEG in 2022. He is trained in all facets of interventional endoscopy, including EUS, ERCP, Colon EMR, Upper and Lower GI ESD and POEM. He will soon be pursuing a third and final fellowship year at the prestigious St Michael's Hospital in Toronto.

**EverLift®**  
Submucosal Lifting Agent



- CONVENIENTLY Packaged
- SUPERIOR Cushion
- FOR EVERYDAY Use



WANT TO KNOW MORE ?

**ENDOMED – Specialising in Endoscopy**

info@endomed.com.au | 1800 773 474 | 07 3881 1883



**NO PREPARATION REQ**

AS EASY TO USE AS COFFEE

preciseSECT  
and HybridKr

Instrument

**Gastroenterology workstation:**  
VIO® 3, Electrosurgery  
APC 3, Plasmasurgery  
ERBEJET® 2, Hydrosurgery  
EIP 2, Endoscopic irrigation pump

**Tip of the instrument**  
HybridKnife®, I Type, I-Jet,  
ø 2.3 mm, length 1.9 m  
No. 20150-061

**OMOM**  
CAPSULE ENDOSCOPY TECHNOLOGY +

**OMOM<sub>SB</sub>**  
SMALL BOWEL CAPSULE



**OMOM<sub>CC</sub>**  
COLON CAPSULE  
LAUNCHING @ sies 2023



**OMOM<sub>ROBOTIC</sub>**  
STOMACH CAPSULE



LOOKING FORWARD TO SEEING YOU AT THE CONFERENCE TO DISCUSS HOW AI CAN "CHANGE YOUR WORLD"



\*Bionaiive 6 mg/kg IV induction STELARA patients with a decrease from baseline Mayo score of  $\geq 30\%$  and 3 points, with either a decrease from baseline in rectal bleeding subscore  $\geq 1$  or a rectal bleeding subscore of 0/1 (N=147)<sup>2,3</sup> †Randomised bionaiive STELARA 90 mg q&w patients in the LTE with Mayo stool frequency subscore of 0/1 and a rectal bleeding subscore of 0 (N=79)<sup>4</sup>

**PBS Information:** This product is listed as a Section 100 item for Crohn's disease. Refer to PBS Schedule for full authority information. This product is not listed on the PBS for ulcerative colitis.

Before prescribing, please review the full Product Information available from [www.janssen.com.au/STELARA\\_PI](http://www.janssen.com.au/STELARA_PI)

PBS, Pharmaceutical Benefits Scheme; q&w, every 8 weeks; UC, ulcerative colitis. **References:** 1. STELARA (ustekinumab) July 2022 Public Summary Document; available at [www.pbs.gov.au](http://www.pbs.gov.au) (accessed February 2023). 2. Sands BE, et al. *N Engl J Med.* 2019; 381(13): 1201–1214. 3. Sands BE, et al. *N Engl J Med.* 2019; 381(13): 1201–1214. (Supplementary appendix). 4. Abreu M et al. *J Crohns Colitis* 2022; 16: 1222–1234. ©Janssen 2023. †Registered trademark of Janssen-Cilag Pty Ltd. ABN 47 000 129 975. 1–5 Khartoum Road, Macquarie Park NSW 2113. Phone 1800 226 334. CP-375132. JANS4688/EMBC. March 2023.

**janssen** Immunology  
PHARMACEUTICAL COMPANIES OF Johnson & Johnson

A NEW  
FORCE IN



**Stelara**<sup>®</sup>  
(ustekinumab)

COMING  
SOON<sup>†</sup>

WITH RAPID RESPONSE<sup>†</sup>  
AND LASTING SYMPTOMATIC REMISSION.<sup>†</sup>  
IT'S NEW HOPE FOR UC PATIENTS.<sup>1-4</sup>

<sup>†</sup>From the first dose, 67% of STELARA patients achieved clinical response at Week 8<sup>2,3</sup>

<sup>†</sup>At 3 years, 68% of STELARA patients were in symptomatic remission<sup>4</sup>

# WELCOME TO NURSES



It's a great pleasure to welcome you to the 14th annual **Sydney International Endoscopy Symposium Nurses Workshop**.

This program has been a tremendous success in previous years, and we are back by popular demand, being incorporated into the 2 days symposium instead of having it on another day. It's the Symposium you should not overlook as it promises inspiring combination of interactive demonstrations and innovative presentations. In this specialty we aspire to keep our skills and knowledge top-notch to ensure competence and safety and provide the best possible outcome for the patients. Both the novice and expert nurses will truly benefit from this workshop!

I sincerely hope you will have a fabulous meeting with the educational updates and build local and international networks and a culture of collaboration.

Nurses are encouraged to join the live telecast of very interesting endoscopy cases from the Westmead Endoscopy Suite to the Sydney Hilton. This will be an enlightening experience watching the experts on live endoscopy.

RCNA points will be available for nurses attending the Symposium. I look forward to welcoming you there.

Welcome to SIES 2023!

**Mary Bong**  
Nurse Unit Manager,  
Westmead Endoscopy Unit



Protecting lives and livelihoods since 1933

# Optimum lubrication + extra gentle on mucosa.



Unscented & dye free



High viscosity



Extra gentle

Whiteley Medical Lubricating Gel was formulated with two key goals in mind. Firstly, to facilitate the easy insertion of diagnostic therapeutic devices into non-sterile body cavities, and secondly to be extra gentle on mucosal surfaces. With its high viscosity gel formulation it offers excellent adherence to therapeutic devices, and the water based formulation is free from oils, dyes and fragrances.

You can rely on Whiteley products to help protect your patients and your reputation.



ARTG No: 323850  
Packsize – 12 x 500mL, Product Code – 132182

**Contact your Sales Representative today for a trial.**  
For any enquiries or assistance, please call **1800 833 566** or go to [www.whiteley.com.au](http://www.whiteley.com.au)

© Registered Trademark Whiteley Corporation Pty. Ltd. © 2023

# GUIDANCE TO BETTER LIFE



Celltrion Healthcare Australia Pty Ltd.  
Suite 13.03, 31 Market Street,  
Sydney NSW 2000 Australia  
www.celltrionhealthcare.com.au  
© Celltrion Healthcare Australia Pty Ltd 2022  
AU-21-00001 Material prepared: January 2023

**HEALTHCARE  
CELLTRION**

FOR PATIENTS WITH MODERATE TO SEVERE UC 

**XELJANZ**  
[tofacitinib citrate]  
5 mg and 10 mg tablets

## THIS COULD BE THEIR TURNING POINT IN UC <sup>\*2</sup>

\*Improvements from baseline in partial Mayo scores vs placebo as early as 2 weeks with XELJANZ 10 mg BD (P<0.001 for all comparisons)  
\*Remission rates of 34% and 41% and mucosal healing rates of 37% and 46% with XELJANZ 5 mg and 10 mg BD, respectively, at 52 weeks (P<0.001 for all comparisons)

**PBS Information:** Authority required for the treatment of adults with severe active rheumatoid arthritis and for adults with severe active psoriatic arthritis and for adults with moderate-to-severe ulcerative colitis. Refer to the PBS Schedule for full authority information. This product is not listed on the PBS for juvenile idiopathic arthritis, juvenile psoriatic arthritis, or ankylosing spondylitis.

Before prescribing, please view full Product Information available from [www.xeljanz.com.au](http://www.xeljanz.com.au), or by scanning the QR code:



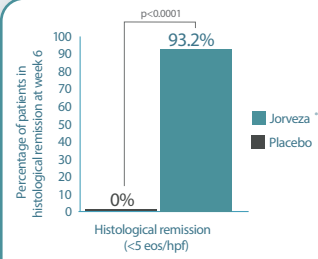
▼ This medicinal product is subject to additional monitoring in Australia. This will allow for the quick identification of new safety information. Healthcare professionals are asked to report any suspected adverse events at [www.tga.gov.au/reporting-problems](http://www.tga.gov.au/reporting-problems).

Abbreviations: BD = twice daily; UC = ulcerative colitis.  
References: XELJANZ (tofacitinib citrate) Approved Product Information. 2. Sandborn WJ, et al. *New Eng J Med* 2017;376:1723-36.  
©Pfizer Australia Pty Ltd, Sydney, Australia. Medical Information: 1800 675 229. PP-XEL-AUS-1294. PFI7581723 

BUDESONIDE  
**Jorveza**<sup>®</sup>  
ORALLY DISINTEGRATING TABLETS

**AUTHORITY REQUIRED  
PBS LISTED**

## First-line Jorveza<sup>®</sup> – for rapid and sustained treatment of eosinophilic oesophagitis (EoE)<sup>1,2</sup>



**93.2% of Jorveza<sup>®</sup>-treated patients with EoE achieved histologic remission by week 6 (vs 0% placebo;  $p < 0.0001$ )<sup>1</sup>**


Adapted from Lucendo A et al. 2019.<sup>1</sup>

**Click here to see full PI**

A randomised, double-blind, placebo-controlled study in adults with active EoE (N = 88; Jorveza<sup>®</sup>, n = 59 and placebo, n = 29). The primary endpoint was met, with 57.6% of Jorveza<sup>®</sup>-treated patients in clinicohistologic remission at 6 weeks vs 0% for placebo ( $p < 0.00001$ ), which increased to 84.7% with an additional 6 weeks of Jorveza<sup>®</sup> 1 mg BID treatment. Jorveza<sup>®</sup> was well tolerated with local candidiasis being the most common adverse event.<sup>1</sup>

References: 1. Lucendo AJ, et al. *Gastroenterology* 2019;157:74-86.  
2. Straumann A, et al. *Gastroenterology* 2020;159:1672-85.

Jorveza<sup>®</sup> is a registered trademark of Dr. Falk Pharma GmbH.  
Dr Falk Pharma Australia Pty Ltd, Level 10, 815 Pacific Highway, Chatswood NSW 2067. Date of preparation: February 2023. EOE-2022-1168. #9903



# FLOLITE

Australian Owned Company  
Endoscopy Accessories  
Quality and Service Guaranteed

**PLEASE VISIT US AT STAND #1**

PHONE: (02) 9519 3995  
MOBILE: 0415 517 265  
EMAIL: [orders@flolite.com.au](mailto:orders@flolite.com.au)

# NURSES PROGRAM

	<b>DAY 1:</b> <b>Thursday 16 March 2023</b> Coordinator: Mavis Chan (CNE)	<b>DAY 2:</b> <b>Friday 17 March 2023</b> Coordinator: Sandra Ko (CNS)
9:45am – 10:30am	Welcome  <b>Haemostatic options for GI bleeding</b> <i>Dr Mayenaaz Sidhu</i>  <b>Perioperative nursing in interventional endoscopy</b> <i>Mavis Chan CNE</i>	Introduction and Recap  <b>Basics of ERCP for the endoscopy nurse</b> <i>Sandra Ko CNS</i>  <b>Update on infection prevention and control in endoscopy and requirements for AS/NZS 4187:2014</b> <i>Elizabeth Wardle CNM, The Wesley Hospital, Brisbane</i>
10:30am – 11:00am	Morning Tea and Trade Displays	
	<b>Demonstrations (3 stations, 25 minutes each) led by Westmead Endoscopy Team</b>	
11:00am – 1:00pm	STATION 1 <b>Non-variceal bleeding haemostatic equipment</b>	STATION 1 <b>Basic ERCP equipment</b>
Group 1: 11am – 12noon	STATION 2 <b>Endoscopic equipment for variceal bleeding</b>	STATION 2 <b>Endoluminal and biliary dilatation and stenting</b>
Group 2: 12noon – 1pm	STATION 3 <b>EMR and ESD equipment setup</b>	STATION 3 <b>Principles of electrosurgery and safety</b>

# SIES PROGRAM

**Thursday 16 March 2023**

From 7:30am	<b>Registration Opens</b> Tea and Coffee available Explore the Trade Displays and Meet SIES Sponsors
8:30am – 8:35am	<b>Conference Open and Welcome</b> <i>Prof Michael Bourke</i>
8:35am – 8:50am	<b>Mini Symposium: Improving UGI Endoscopy in 2023</b> <b>Post endoscopy upper gastrointestinal cancer (PEUGIC) – the problem and the solution</b> <i>A/Prof Nicholas Burgess</i>
8:50am – 9:05am	<b>Evidence based optimal endoscopy assessment of Barrett's</b> <i>Prof Krish Ragunath</i>
9:05am – 9:20am	<b>Unnecessary surgery for early gastric cancer: the cost and the sequelae</b> <i>A/Prof Bronte Holt</i>
9:20am – 10:30am	<b>Live Endoscopy 1 – UGI</b> <i>Session Chairs – A/Prof Nicholas Burgess, Prof Krish Ragunath, Dr Mark Appleyard</i>
10:30am – 11:00am	Morning Tea and Trade Displays
11:00am – 1:00pm	<b>Live Endoscopy 2 – Colon (Level 3)</b> <i>Session Chairs – Dr Michael Swan, A/Prof David Hewett, Prof Rajvinder Singh</i>
1:00pm – 2:00pm	Lunch and Trade Displays
2:00pm – 4:00pm	<b>Live Endoscopy 3 – Potpourri</b> <i>Session Chairs – Dr Eric Lee, Dr Ravinder Ogra, Mavis Chan</i>
4:00pm – 4:30pm	Afternoon Tea and Trade Displays
4:30pm – 5:00pm	<b>Mini Symposium: Pivotal advances in endoscopic practice</b> <b>Endoscopic resection of subepithelial lesion</b> <i>Dr Sunil Gupta</i> <b>Endoscopic intervention for non-achalasia oesophageal motility disorders</b> <i>Prof Luke Hourigan</i>
5:00pm – 5:15pm	<b>General Endoscopy Quiz</b> (Prizes awarded on Friday afternoon)
5:30pm – 7:30pm	<b>Welcome Reception</b> Trade Display Area

# SIES PROGRAM

**Friday 17 March 2023**

From 7:30am	<p><b>Registration Opens</b> Tea and Coffee available Explore the Trade Displays and Meet SIES Sponsors</p>
7:30am – 8:15am	<p><b>Meet the Experts Breakfast</b> Level 4 – Pre-registration required</p> <p><b>Session 1 – Detection, characterisation and resection of serrated lesions</b> <i>Dr Nicholas Tutticci and A/Prof Spiro Raftopoulos</i></p> <p><b>Session 2 – Trainees' corner: The Core Fundamentals of Endoscopic Practice that you should master to succeed in consultant practice</b> <i>A/Prof Bronte Holt and Dr Vu Kwan</i></p> <p><b>Proudly sponsored by Norgine</b></p>
8:30am – 8:50am	<p><b>Best practice colonic polypectomy: updates from 2023 ESGE Guidelines</b> <i>Prof Michael Bourke</i></p>
8:50am – 9:00am	<p><b>Panel Discussion</b></p>
9:00am – 10:30am	<p><b>Live Endoscopy 4 – Rectum and Colon</b></p>
10:30am – 11:00am	<p>Morning Tea and Trade Displays</p>
11:00am – 1:00pm	<p><b>Live Endoscopy 5 – Upper GI and Pancreatico – Biliary (Level 3)</b></p>
1:00pm – 2:00pm	<p>Lunch and Trade Displays</p>
2:00pm – 3:00pm	<p><b>Colonic Polypectomy Video Forum</b> <i>Prof Doug Rex</i> <i>Prof Michael Bourke</i> <i>Dr Nicholas Tutticci</i></p>
3:00pm – 3:25pm	<p><b>Recap of Symposium cases</b></p> <p><b>Quiz answers and awards for the winners</b></p>
3:25pm – 3:30pm	<p><b>Summary and Conference Close</b> <i>Prof Michael Bourke</i></p>

**aScope™ Gastro**

Single-use gastroscope from Ambu, the world leader in single-use endoscopy.



More info or to book trial

Small and lightweight, making it ideal for ICU/ ED gastroscopies or as a mobile unit for your theatre department. With no reprocessing or scope repairs, never be left waiting for a gastroscope again. Ideal for unscheduled or after hours situations.



**FRESENIUS KABI**  
caring for life

**SCOPE OUT OUR NATURAL ORANGE FLAVOUR & IMPROVED FORMULATION<sup>1-5</sup>**




PBS Information: GLYCOPREP ORANGE, GLYCOPREP-O KIT, PICOPREP ORANGE & PREPKIT ORANGE are not PBS listed.

Please go to <https://www.fresenius-kabi.com/au/products/gastroenterology> to review the full Product Information before prescribing.

References: 1. Picoprep Orange Approved Product Information, April 28, 2021.  
2. Glycoprep Orange Approved Product Information, June 24, 2021. 3. Prepkit Orange Approved Product Information, June 24, 2021. 4. Glycoprep-O Kit Approved Product Information, June 24, 2021. 5. Data on File. Available on request (accessed July 7, 2021).


Fresenius Kabi Australia Pty Limited, Level 2, 2 Woodland Way, Mount Kuring-gai NSW 2080 Australia. ABN: 39 109 383 593 P 1300 732 001 W [www.fresenius-kabi.com/au/](http://www.fresenius-kabi.com/au/)  
Date of approval: January 2023 | PM2023.1623 | FKA107

o o o o **ovesco**  
innovation in scope


**Endotherapeutics**  
IMPROVING HEALTHCARE

**one & done**  
OTSC® – superior outcome in hemostasis

**1st line**



Latest data of three RCTs 96.7% success in primary haemostasis




**OTSC® SYSTEM**  
saving lives

**SAVE THE DATE FOR SIES 2024**

15TH ANNUAL  
**SYDNEY INTERNATIONAL ENDOSCOPY SYMPOSIUM**

21-22 March 2024 | Hilton Sydney

**SIES 2024**



# WESTMEAD ENDOSCOPY 5YEAR RESEARCH PUBLICATION TRACK RECORD

## ORIGINAL ARTICLES

### **The surface morphology of large non pedunculated colonic polyps predicts synchronous large lesions.**

O'Sullivan T, Tate D, Sidhu M, Gupta S, Elhindi J, Byth K, Cronin O, Whitfield A, Craciun A, Singh R, Brown G, Raftopoulos S, Hourigan L, Moss A, Klein A, Heitman S, Williams S, Lee E, Burgess NG, Bourke MJ. *Clin Gastroenterol Hepatol*. 2023 Feb 12;S1542-3565(23)00101-5. doi: 10.1016/j.cgh.2023.01.034. Online ahead of print. PMID: 36787836

### **Cold snare endoscopic mucosal resection for the removal of large duodenal adenomas.**

Wang H, Sidhu M, Gupta S, Cronin O, O'Sullivan T, Whitfield A, Burgess NG, Bourke MJ. *Gastrointest Endosc*. 2023 Jan 28;S0016-5107(23)00079-2. doi: 10.1016/j.gie.2023.01.040. Online ahead of print. PMID: 36720290

### **Intravenous paracetamol for persistent pain after endoscopic mucosal resection discriminates patients at risk of adverse events and those who can be safely discharged.**

Desomer L, Tate DJ, Pillay L, Awadie H, Sidhu M, Ahlenstiel G, Bourke MJ. *Endoscopy*. 2023 Jan 30. doi: 10.1055/a-2022-6530. Online ahead of print. PMID: 36716781 Clinical Trial.

### **Once is by chance, two is a trend: A recurring finding within the post-resection defect.**

Alshihry I, Tomaszewski M, Vosko S, Bourke MJ, Shahidi N. *Gastrointest Endosc*. 2022 Dec 16;S0016-5107(22)02221-0. doi: 10.1016/j.gie.2022.12.011. Online ahead of print. PMID: 36535379 No abstract available.

### **Production and possible reduction of greenhouse gases produced during GI endoscopy activity: a systematic review of available literature.**

Perisetti A, Desai M, Bourke MJ, Penman I, Repici A, Reddy DN, Tajiri H, Rex DK, Hassan C, Sharma P. *Gut*. 2023 Mar;72(3):493-500. doi: 10.1136/gutjnl-2022-328369. Epub 2022 Dec 15. PMID: 36522150

### **Response.**

Forbes N, Bourke MJ. *Gastrointest Endosc*. 2022 Dec;96(6):1095-1096. doi: 10.1016/j.gie.2022.07.031. PMID: 36404095 No abstract available.

### **Impact of margin ablation after Endoscopic Mucosal Resectin of large non pedunculated colonic polyps in routine clinical practice.**

Arisha MA, Scapa E, Wishahi E, Koritni A, Gorelik Y, Mazzawi F, Khader M, Muaalem R, Bana S, Awadie H, Bourke MJ, Klein A. *Gastrointest Endosc*. 2022 Oct 31;S0016-5107(22)02128-9. doi: 10.1016/j.gie.2022.10.036. Online ahead of print. PMID: 36328207 No abstract available.

### **Colorectal Endoscopic Submucosal Dissection: Not a Case of One Size Fits All.**

O'Sullivan T, Burgess NG, Bourke MJ. *Gastroenterology*. 2022 Oct 30;S0016-5085(22)01247-1. doi: 10.1053/j.gastro.2022.10.025. Online ahead of print. PMID: 36323368 No abstract available.

### **Reply to Yang et al.**

Sidhu M, Heitman SJ, Bourke MJ. *Am J Gastroenterol*. 2022 Aug 1;117(8):1329. doi: 10.14309/ajg.0000000000001852. PMID: 35926498 No abstract available.

### **Risk of residual neoplasia after a noncurative colorectal endoscopic submucosal dissection for malignant lesions: a multinational study.**

Santos-Antunes J, Pioche M, Ramos-Zabala F, Cecinato P, Gallego Rojo FJ, Barreiro P, Félix C, Sferrazza S, Berr F, Wagner A, Lemmers A, Figueiredo Ferreira M, Albéniz E, Uchima H, Küttner-Magalhães R, Fernandes C, Morais R, Gupta S, Martinho-Dias D, Rios E, Faria-Ramos I, Marques M, Bourke MJ, Macedo G. *Endoscopy*. 2022 Oct 10. doi: 10.1055/a-1906-8000. Online ahead of print. PMID: 35863354 Clinical Trial.

### **Effect of pre-resection biopsy on detection of advanced dysplasia in large nonpedunculated colorectal polyps undergoing endoscopic mucosal resection.**

Ma MX, Tate DJ, Sidhu M, Zahid S, Bourke MJ. *Endoscopy*. 2022 Aug 31. doi: 10.1055/a-1896-9798. Online ahead of print. PMID: 35817086

### **Clip closure to prevent adverse events after EMR of proximal large nonpedunculated colorectal polyps: meta-analysis of individual patient data from randomized controlled trials.**

Forbes N, Gupta S, Frehlich L, Meng ZW, Ruan Y, Montori S, Chebaa BR, Dunbar KB, Heitman SJ, Feagins LA, Albéniz E, Pohl H, Bourke MJ. *Gastrointest Endosc*. 2022 Nov;96(5):721-731.e2. doi: 10.1016/j.gie.2022.05.020. Epub 2022 Jun 3. PMID: 35667388

### **A Rectum-Specific Selective Resection Algorithm Optimizes Oncologic Outcomes for Large Nonpedunculated Rectal Polyps.**

Shahidi N, Vosko S, Gupta S, Whitfield A, Cronin O, O'Sullivan T, van Hattem WA, Sidhu M, Tate DJ, Lee EYT, Burgess N, Williams SJ, Bourke MJ. *Clin Gastroenterol Hepatol*. 2023 Jan;21(1):72-80.e2. doi: 10.1016/j.cgh.2022.04.021. Epub 2022 May 6. PMID: 35526795

### **Endoscopic submucosal dissection for superficial gastrointestinal lesions: European Society of Gastrointestinal Endoscopy (ESGE) Guideline – Update 2022.**

Pimentel-Nunes P, Libânio D, Bastiaansen BAJ, Bhandari P, Bisschops R, Bourke MJ, Esposito G, Lemmers A, Maselli R, Messmann H, Pech O, Pioche M, Vieth M, Weusten BLAM, van Hoof JE, Deprez PH, Dinis-Ribeiro M. *Endoscopy*. 2022 Jun;54(6):591-622. doi: 10.1055/a-1811-7025. Epub 2022 May 6. PMID: 35523224

## WESTMEAD ENDOSCOPY 5YEAR RESEARCH PUBLICATION TRACK RECORD

### **Rio de Janeiro Global Consensus on Landmarks, Definitions, and Classifications in Barrett's Esophagus: World Endoscopy Organization Delphi Study.**

Emura F, Chandrasekar VT, Hassan C, Armstrong D, Messmann H, Arantes V, Araya R, Barrera-Leon O, Bergman JJGHM, Bandhari P, Bourke MJ, Cerisoli C, Chiu PW, Desai M, Dinis-Ribeiro M, Falk GW, Fujishiro M, Gaddam S, Goda K, Gross S, Haidry R, Ho L, Iyer PG, Kashin S, Kothari S, Lee YY, Matsuda K, Neuhaus H, Oyama T, Rangunath K, Repici A, Shaheen N, Singh R, Sobrino-Cossio S, Wang KK, Waxman I, Sharma P. *Gastroenterology*. 2022 Jul;163(1):84-96.e2. doi: 10.1053/j.gastro.2022.03.022. Epub 2022 Mar 23. PMID: 35339464

### **Oncological outcomes after piecemeal endoscopic mucosal resection of large non-pedunculated colorectal polyps with covert submucosal invasive cancer.**

Gibson DJ, Sidhu M, Zanati S, Tate DJ, Mangira D, Moss A, Singh R, Hourigan LF, Raftopoulos S, Pham A, Kostos P, Kumarasinghe MP, Ruszkiewicz A, McLeod D, Brown GJE, Bourke MJ. *Gut*. 2022 Dec;71(12):2481-2488. doi: 10.1136/gutjnl-2020-323666. Epub 2022 Mar 7. PMID: 35256387

### **Comparison of the morphology and histopathology of large nonpedunculated colorectal polyps in the rectum and colon: implications for endoscopic treatment.**

Cronin O, Sidhu M, Shahidi N, Gupta S, O'Sullivan T, Whitfield A, Wang H, Kumar P, Hourigan LF, Byth K, Burgess NG, Bourke MJ. *Gastrointest Endosc*. 2022 Jul;96(1):118-124. doi: 10.1016/j.gie.2022.02.022. Epub 2022 Feb 24. PMID: 35219724

### **Clinical outcome of non-curative endoscopic submucosal dissection for early colorectal cancer.**

Spadaccini M, Bourke MJ, Maselli R, Pioche M, Bhandari P, Jacques J, Haji A, Yang D, Albéniz E, Kaminski MF, Messmann H, Herreros de Tejada A, Sferrazza S, Pekarek B, Rivory J, Geyl S, Gulati S, Draganov P, Shahidi N, Hossain E, Fleischmann C, Vespa E, Iannone A, Alkandari A, Hassan C, Repici A; ESD Western Alliance (EWA). *Gut*. 2022 Jan 20;gutjnl-2020-323897. doi: 10.1136/gutjnl-2020-323897. Online ahead of print. PMID: 35058275

### **Incremental benefit of dye-based chromoendoscopy to predict the risk of submucosal invasive cancer in large nonpedunculated colorectal polyps.**

Sidhu M, Shahidi N, Vosko S, van Hattem WA, Tate DJ, Bourke MJ. *Gastrointest Endosc*. 2022 Mar;95(3):527-534.e2. doi: 10.1016/j.gie.2021.11.032. Epub 2021 Dec 5. PMID: 34875258

### **Measure twice, cut once: an unexpected finding within the postresection defect.**

Jain A, Bedi H, Bourke MJ, Shahidi N. *Gastrointest Endosc*. 2022 Apr;95(4):808-809. doi: 10.1016/j.gie.2021.11.027. Epub 2021 Dec 1. PMID: 34863806 No abstract available.

### **A Randomized Controlled Trial of Cold Snare Polypectomy Technique: Technique Matters More Than Snare Wire Diameter.**

Sidhu M, Forbes N, Tate DJ, Desomer L, Lee EYT, Burgess N, van Hattem A, McLeod D, Cheng E, Cartwright S, Schell A, Hilsden RJ, Heitman SJ, Bourke MJ. *Am J Gastroenterol*. 2022 Jan 1;117(1):100. doi: 10.14309/ajg.0000000000001554. PMID: 34817440 Clinical Trial.

### **The CKD bowel health study: understanding the bowel health and gastrointestinal symptom management in patients with chronic kidney disease: a mixed-methods observational longitudinal study (protocol).**

Cooper TE, Dalton A, Kieu A, Howell M, Jayanti S, Khalid R, Lim WH, Scholes-Robertson N, Craig JC, Teixeira-Pinto A, Bourke MJ, Tong A, Wong G. *BMC Nephrol*. 2021 Nov 21;22(1):388. doi: 10.1186/s12882-021-02600-x. PMID: 34802445

### **Effect of prophylactic endoscopic clip placement on clinically significant post-endoscopic mucosal resection bleeding in the right colon: a single-centre, randomised controlled trial.**

Gupta S, Sidhu M, Shahidi N, Vosko S, McKay O, Bahin FF, Zahid S, Whitfield A, Byth K, Brown G, Lee EYT, Williams SJ, Burgess NG, Bourke MJ. *Lancet Gastroenterol Hepatol*. 2022 Feb;7(2):152-160. doi: 10.1016/S2468-1253(21)00384-8. Epub 2021 Nov 18. PMID: 34801133 Clinical Trial.

### **Pathology Reporting of Gastric Endoscopic Resections: Recommendations From the International Collaboration on Cancer Reporting.**

Shi C, Webster F, Nagtegaal ID; Dataset Authoring Committee for the Development of the ICCR Dataset for Pathology Reporting of Gastric Endoscopic Resections. *Gastroenterology*. 2021 Nov 11:S0016-5085(21)03733-1. doi: 10.1053/j.gastro.2021.11.010. Online ahead of print. PMID: 34774830 No abstract available.

### **Advances in Endoscopic Resection in the Lower Gastrointestinal Tract.**

Bourke MJ. *Gastroenterol Hepatol (N Y)*. 2021 Sep;17(9):435-438. PMID: 34602909 No abstract available.

### **A Call to Arms for Further Randomized Controlled Trials in Polypectomy.**

Cronin O, Burgess NG, Bourke MJ. *Gastroenterology*. 2022 May;162(6):1775-1776. doi: 10.1053/j.gastro.2021.09.007. Epub 2021 Sep 7. PMID: 34499913 No abstract available.

### **Factors Associated With Advanced Colorectal Neoplasia in Patients With CKD.**

Au EH, Wong G, Howard K, Chapman JR, Castells A, Roger SD, Bourke MJ, Macaskill P, Turner R, Lim WH, Lok CE, Diekmann F, Cross N, Sen S, Allen RD, Chadban SJ, Pollock CA, Tong A, Teixeira-Pinto A, Yang JY, Kieu A, James L, Craig JC. *Am J Kidney Dis*. 2022 Apr;79(4):549-560. doi: 10.1053/j.ajkd.2021.07.011. Epub 2021 Aug 28. PMID: 34461168

## WESTMEAD ENDOSCOPY 5YEAR RESEARCH PUBLICATION TRACK RECORD

### **'Fish-eye' polypectomy defect: a new sign during endoscopic mucosal resection?**

Vosko S, Shahidi N, Gupta S, van Hattem WA, Bourke MJ. Gut. 2022 Dec;71(12):2413-2488. doi: 10.1136/gutjnl-2020-323858. Epub 2021 Aug 10. PMID: 34376516 No abstract available.

### **Histopathological effects of electrosurgical interventions in an in vivo porcine model of colonic endoscopic mucosal resection.**

Whitfield AM, Burgess NG, Bahin FF, Kabir S, Pellisé M, Sonson R, Subramanian V, Mahajan H, McLeod D, Byth K, Bourke MJ. Gut. 2022 May;71(5):864-870. doi: 10.1136/gutjnl-2021-324140. Epub 2021 Jun 25. PMID: 34172512

### **Barrett's esophagus with low-grade dysplasia: high rate of upstaging at Barrett's esophagus referral units suggests progression rates may be overestimated.**

Tsoi EH, Mahindra P, Cameron G, Williams R, Norris R, Desmond PV, Raftopoulos S, Pavey D, Rattan A, Hourigan LF, Lee R, Bourke MJ, Sidhu N, Singh R, Chan A, Krishnamurthi S, Taylor ACF. Gastrointest Endosc. 2021 Nov;94(5):902-908. doi: 10.1016/j.gie.2021.05.021. Epub 2021 May 24. PMID: 34033852

### **Outcomes of young patients diagnosed with locally advanced rectal cancer.**

Habib R, Burgess NG, Bourke MJ, Wong M, Wilcken N, Toh J, El-Khoury T, Pathma-Nathan N, Ctercteko G, Jayamohan J, Micklethwaite K, Nagrial A. J Gastrointest Oncol. 2021 Apr;12(2):592-601. doi: 10.21037/jgo-20-300. PMID: 34012652

### **Optical Evaluation for Predicting Cancer in Large Nonpedunculated Colorectal Polyps Is Accurate for Flat Lesions.**

Vosko S, Shahidi N, Sidhu M, van Hattem WA, Bar-Yishay I, Schoeman S, Tate DJ, Hourigan LF, Singh R, Moss A, Byth K, Lee EYT, Burgess NG, Bourke MJ. Clin Gastroenterol Hepatol. 2021 Nov;19(11):2425-2434.e4. doi: 10.1016/j.cgh.2021.05.017. Epub 2021 May 13. PMID: 33992780

### **Dataset for the reporting of carcinoma of the esophagus in resection specimens: recommendations from the International Collaboration on Cancer Reporting.**

Lam AK, Bourke MJ, Chen R, Fiocca R, Fujishima F, Fujii S, Jansen M, Kumarasinghe P, Langer R, Law S, Meijer SL, Muldoon C, Novelli M, Shi C, Tang L, Nagtegaal ID. Hum Pathol. 2021 Aug;114:54-65. doi: 10.1016/j.humpath.2021.05.003. Epub 2021 May 13. PMID: 33992659

### **Impact of technical innovations in EMR in the treatment of large nonpedunculated polyps involving the ileocecal valve (with video).**

Vosko S, Gupta S, Shahidi N, van Hattem WA, Zahid S, McKay O, Whitfield A, Sidhu M, Tate DJ, Lee EYT, Byth K, Williams SJ, Burgess N, Bourke MJ. Gastrointest Endosc. 2021 Nov;94(5):959-968.e2. doi: 10.1016/j.gie.2021.05.011. Epub 2021 May 11. PMID: 33989645

### **Expert consensus on endoscopic papillectomy using a Delphi process.**

Fritzsche JA, Fockens P, Barthet M, Bruno MJ, Carr-Locke DL, Costamagna G, Coté GA, Deprez PH, Giovannini M, Haber GB, Hawes RH, Hyun JJ, Itoi T, Iwasaki E, Kylänpää L, Neuhaus H, Park JY, Reddy DN, Sakai A, Bourke MJ, Voermans RP. Gastrointest Endosc. 2021 Oct;94(4):760-773.e18. doi: 10.1016/j.gie.2021.04.009. Epub 2021 Apr 19. PMID: 33887269

### **Outcomes of Thermal Ablation of the Mucosal Defect Margin After Endoscopic Mucosal Resection: A Prospective, International, Multicenter Trial of 1000 Large Nonpedunculated Colorectal Polyps.**

Sidhu M, Shahidi N, Gupta S, Desomer L, Vosko S, Arnout van Hattem W, Hourigan LF, Lee EYT, Moss A, Raftopoulos S, Heitman SJ, Williams SJ, Zanati S, Tate DJ, Burgess N, Bourke MJ. Gastroenterology. 2021 Jul;161(1):163-170.e3. doi: 10.1053/j.gastro.2021.03.044. Epub 2021 Mar 31. PMID: 33798525 Clinical Trial.

### **Simple optical evaluation criteria reliably identify the post-endoscopic mucosal resection scar for benign large non-pedunculated colorectal polyps without tattoo placement.**

Shahidi N, Gupta S, Whitfield A, Vosko S, McKay O, Cronin O, Zahid S, Burgess NG, Bourke MJ. Endoscopy. 2022 Feb;54(2):173-177. doi: 10.1055/a-1469-9917. Epub 2021 May 26. PMID: 33784758 Clinical Trial.

### **Prophylactic clipping to prevent delayed colonic post-polypectomy bleeding: meta-analysis of randomized and observational studies.**

Bishay K, Meng ZW, Frehlich L, James MT, Kaplan GG, Bourke MJ, Hilsden RJ, Heitman SJ, Forbes N. Surg Endosc. 2022 Feb;36(2):1251-1262. doi: 10.1007/s00464-021-08398-x. Epub 2021 Mar 9. PMID: 33751224

### **Previously Attempted Large Nonpedunculated Colorectal Polyps Are Effectively Managed by Endoscopic Mucosal Resection.**

Shahidi N, Vosko S, Gupta S, van Hattem WA, Sidhu M, Tate DJ, Williams SJ, Lee EYT, Burgess N, Bourke MJ. Am J Gastroenterol. 2021 May 1;116(5):958-966. doi: 10.14309/ajg.000000000001096. PMID: 33625125

### **A prospective multicentre study of per-oral endoscopic myotomy (POEM) for achalasia in Australia.**

Gupta S, Sidhu M, Banh X, Bradbear J, Byth K, Hourigan LF, Raftopoulos S, Bourke MJ. Med J Aust. 2021 Mar;214(4):173-178. doi: 10.5694/mja2.50941. Epub 2021 Feb 21. PMID: 33611796

### **When and How To Use Endoscopic Tattooing in the Colon: An International Delphi Agreement.**

Medina-Prado L, Hassan C, Dekker E, Bisschops R, Alfieri S, Bhandari P, Bourke MJ, Bravo R, Bustamante-Balen M, Dominitz J, Ferlitsch M, Fockens P, van Leerdam M, Lieberman D, Herráiz M, Kahi C, Kaminski M, Matsuda T, Moss A, Pellisé M, Pohl H, Rees C, Rex DK, Romero-Simó M, Rutter MD, Sharma P, Shaikat A, Thomas-Gibson S, Valori R, Jover R. Clin Gastroenterol Hepatol. 2021 May;19(5):1038-1050. doi: 10.1016/j.cgh.2021.01.024. Epub 2021 Jan 22. PMID: 33493699

## WESTMEAD ENDOSCOPY 5YEAR RESEARCH PUBLICATION TRACK RECORD

### **Preventing adverse events after endoscopic resection of duodenal polyps: Size and context matter!**

Whitfield AM, Bourke MJ. *Gastrointest Endosc.* 2021 Feb;93(2):375-377. doi: 10.1016/j.gie.2020.10.010. PMID: 33478662 No abstract available.

### **Outcomes of Deep Mural Injury After Endoscopic Resection: An International Cohort of 3717 Large Non-Pedunculated Colorectal Polyps.**

Bar-Yishay I, Shahidi N, Gupta S, Vosko S, van Hattem WA, Schoeman S, Sidhu M, Tate DJ, Hourigan LF, Singh R, Moss A, Raftopoulos SC, Brown G, Zanati S, Heitman SJ, Lee EYT, Burgess N, Williams SJ, Byth K, Bourke MJ. *Clin Gastroenterol Hepatol.* 2022 Feb;20(2):e139-e147. doi: 10.1016/j.cgh.2021.01.007. Epub 2021 Jan 8. PMID: 33422686

### **Response.**

Sidhu M, Tate DJ, Bourke MJ. *Gastrointest Endosc.* 2021 Jan;93(1):281-282. doi: 10.1016/j.gie.2020.09.009. PMID: 33353633 No abstract available.

### **Health-Related Quality of Life in People Across the Spectrum of CKD.**

Krishnan A, Teixeira-Pinto A, Lim WH, Howard K, Chapman JR, Castells A, Roger SD, Bourke MJ, Macaskill P, Williams G, Lok CE, Diekmann F, Cross N, Sen S, Allen RDM, Chadban SJ, Pollock CA, Turner R, Tong A, Yang JYH, Williams N, Au E, Kieu A, James L, Francis A, Wong G, Craig JC. *Kidney Int Rep.* 2020 Oct 3;5(12):2264-2274. doi: 10.1016/j.ekir.2020.09.028. eCollection 2020 Dec. PMID: 33305120

### **Outcomes of thermal ablation of the defect margin after duodenal endoscopic mucosal resection (with videos).**

Sidhu M, Fritzsche JA, Klein A, Shahidi N, Vosko S, van Hattem WA, Tate DJ, Bourke MJ. *Gastrointest Endosc.* 2021 Jun;93(6):1373-1380. doi: 10.1016/j.gie.2020.11.024. Epub 2020 Dec 4. PMID: 33285144

### **Response.**

Sidhu M, Tate DJ, Bourke MJ. *Gastrointest Endosc.* 2020 Dec;92(6):1277-1278. doi: 10.1016/j.gie.2020.08.002. PMID: 33237003 No abstract available.

### **Piecemeal cold snare polypectomy versus conventional endoscopic mucosal resection for large sessile serrated lesions: a retrospective comparison across two successive periods.**

van Hattem WA, Shahidi N, Vosko S, Hartley I, Britto K, Sidhu M, Bar-Yishay I, Schoeman S, Tate DJ, Byth K, Hewett DG, Pellisé M, Hourigan LF, Moss A, Tutticci N, Bourke MJ. *Gut.* 2021 Sep;70(9):1691-1697. doi: 10.1136/gutjnl-2020-321753. Epub 2020 Nov 10. PMID: 33172927

### **Gross morphology predicts the presence and pattern of invasive cancer in laterally spreading tumors: Don't overlook the overview!**

Vosko S, Bourke MJ. *Gastrointest Endosc.* 2020 Nov;92(5):1095-1097. doi: 10.1016/j.gie.2020.06.022. PMID: 33160490 No abstract available.

### **Endoscopic papillectomy; a retrospective international multicenter cohort study with long-term follow-up.**

Fritzsche JA, Klein A, Beekman MJ, van Hoof JE, Sidhu M, Schoeman S, Fockens P, Bourke MJ, Voermans RP. *Surg Endosc.* 2021 Nov;35(11):6259-6267. doi: 10.1007/s00464-020-08126-x. Epub 2020 Nov 6. PMID: 33159297

### **Pain and Pigmentation: A Puzzling Presentation.**

Gupta S, Bourke MJ, Burgess NG. *Gastroenterology.* 2021 Mar;160(4):1034-1036. doi: 10.1053/j.gastro.2020.10.027. Epub 2020 Oct 20. PMID: 33096097 No abstract available.

### **Large prolapse-related lesions of the sigmoid colon.**

van Hattem WA, Shahidi N, Vosko S, Bar-Yishay I, Schoeman S, Sidhu M, McLeod D, Bourke MJ. *Endoscopy.* 2021 Jun;53(6):652-657. doi: 10.1055/a-1248-2175. Epub 2020 Sep 22. PMID: 32961578

### **When Evaluating the Benefit of Prophylactic Clipping Following Polypectomy, Not All of the Answers Are Found in Randomized Trials.**

Forbes N, Heitman SJ, Bourke MJ. *Gastroenterology.* 2021 Mar;160(4):1428-1429. doi: 10.1053/j.gastro.2020.04.080. Epub 2020 Sep 12. PMID: 32931785 No abstract available.

### **Computerized image analysis of blood vessels within mucosal defects for the prediction of delayed bleeding following colonic endoscopic mucosal resection: a pilot study.**

Shalev Y, Sabo E, Bourke MJ, Klein A. *Endoscopy.* 2021 Aug;53(8):837-841. doi: 10.1055/a-1258-8992. Epub 2020 Nov 10. PMID: 32898919 Clinical Trial.

### **Authors' response - Delineating a rectum-specific selective resection algorithm: the time is now!**

Shahidi N, Vosko S, Bourke MJ. *Gut.* 2021 Jun;70(6):1201-1202. doi: 10.1136/gutjnl-2020-322628. Epub 2020 Aug 24. PMID: 32839199 No abstract available.

### **Snare-based full-thickness endoscopic resection for deeply invasive colorectal neoplasia.**

Schoeman S, Shahidi N, Bourke MJ. *Gastrointest Endosc.* 2020 Sep;92(3):731-734. doi: 10.1016/j.gie.2020.04.064. PMID: 32838913 No abstract available.

### **Recovery of endoscopy services in the era of COVID-19: recommendations from an international Delphi consensus.**

Bhandari P, Subramaniam S, Bourke MJ, Alkandari A, Chiu PWY, Brown JF, Keswani RN, Bisschops R, Hassan C, Raju GS, Muthusamy VR, Sethi A, May GR, Albéniz E, Bruno M, Kaminski MF, Alkhatry M, Almadi M, Ibrahim M, Emura F, Moura E, Navarrete C, Wulfson A, Khor C, Ponnudurai R, Inoue H, Saito Y, Yahagi N, Kashin S, Nikonov E, Yu H, Maydeo AP, Reddy DN, Wallace MB, Pochapin MB, Rösch T, Sharma P, Repici A. *Gut.* 2020 Nov;69(11):1915-1924. doi: 10.1136/gutjnl-2020-322329. Epub 2020 Aug 14. PMID: 32816921 Review.

## WESTMEAD ENDOSCOPY 5YEAR RESEARCH PUBLICATION TRACK RECORD

### **COVID-19 and endoscopic management of superficial gastrointestinal neoplastic lesions: a multinational cross-sectional survey.**

Rodríguez-Carrasco M, Albéniz E, Bhandari P, Beyna T, Bourke MJ, Min A, Chiu PWY, Chu S, Yip HC, Deprez PH, Emura F, Repici A, Suzuki N, Yahagi N, Kubosawa Y, Hassan C, Dinis-Ribeiro M. *Endoscopy*. 2021 Feb;53(2):173-177. doi: 10.1055/a-1237-5221. Epub 2020 Sep 29. PMID: 32781471

### **The prevalence of small-bowel polyps on video capsule endoscopy in patients with sporadic duodenal or ampullary adenomas.**

Awadie H, Klein A, Tate D, Jideh B, Bar-Yishai I, Goodrick K, Ahlenstiel G, Bourke MJ. *Gastrointest Endosc*. 2021 Mar;93(3):630-636. doi: 10.1016/j.gie.2020.07.029. Epub 2020 Jul 24. PMID: 32717365

### **Is it time to consider prophylactic appendectomy in patients with serrated polyposis syndrome undergoing surveillance?**

McKay O, Shahidi N, Gupta S, van Hattem WA, El-Khoury T, Bourke MJ. *Gut*. 2021 Feb;70(2):231-233. doi: 10.1136/gutjnl-2020-321445. Epub 2020 Jul 21. PMID: 32694174 No abstract available.

### **Snare-tip soft coagulation is effective and efficient as a first-line modality for treating intraprocedural bleeding during Barrett's mucosectomy.**

Vosko S, Gupta S, Shahidi N, Hourigan LF, van Hattem WA, Bar-Yishai I, Schoeman S, Sidhu M, Burgess NG, Lee EYT, Bourke MJ. *Endoscopy*. 2021 May;53(5):511-516. doi: 10.1055/a-1218-6089. Epub 2020 Oct 1. PMID: 32659800

### **Optical evaluation: the crux for effective management of colorectal neoplasia.**

Shahidi N, Vosko S, van Hattem WA, Sidhu M, Bourke MJ. *Therap Adv Gastroenterol*. 2020 May 18;13:1756284820922746. doi: 10.1177/1756284820922746. eCollection 2020. PMID: 32523625 Review.

### **Fully covered self-expanding metal stents for benign biliary stricture after orthotopic liver transplant: 5-year outcomes.**

Poley JW, Ponchon T, Puespoek A, Bruno M, Roy A, Peetermans J, Rousseau M, Lépilliez V, Dolak W, Tringali A, Blero D, Carr-Locke D, Costamagna G, Devière J; Benign Biliary Stenoses Working Group. *Gastrointest Endosc*. 2020 Dec;92(6):1216-1224. doi: 10.1016/j.gie.2020.04.078. Epub 2020 May 15. PMID: 32417298

### **Proposal for the return to routine endoscopy during the COVID-19 pandemic.**

Gupta S, Shahidi N, Gilroy N, Rex DK, Burgess NG, Bourke MJ. *Gastrointest Endosc*. 2020 Sep;92(3):735-742. doi: 10.1016/j.gie.2020.04.050. Epub 2020 Apr 28. PMID: 32360301

### **Risk factors for serious adverse events associated with multiband mucosectomy in Barrett's esophagus: an international multicenter analysis of 3827 endoscopic resection procedures.**

Belghazi K, Marcon N, Teshima C, Wang KK, Milano RV, Mostafavi N, Wallace MB, Kandel P, Mejía Pérez LK, Bourke MJ, Bahin F, Everson MA, Haidry R, Ginsberg GG, Ma GK, Koch AD, Ragunath K, Ortiz-Fernandez-Sordo J, di Pietro M, Seewald S, Weusten BL, Schoon EJ, Bisschops R, Bergman JJ, Pouw RE. *Gastrointest Endosc*. 2020 Aug;92(2):259-268.e2. doi: 10.1016/j.gie.2020.03.3842. Epub 2020 Mar 30. PMID: 32240684

### **Don't judge a book by its cover: except during optical evaluation.**

Shahidi N, van Hattem WA, Vosko S, Bourke MJ. *Gut*. 2021 Jul;70(7):1252-1286. doi: 10.1136/gutjnl-2020-320829. Epub 2020 Mar 27. PMID: 32220904 No abstract available.

### **Transmucosal diverticular myotomy for the treatment of oesophageal diverticula associated with spastic motility disorders.**

Sidhu M, Tate DJ, Bourke MJ. *Gut*. 2020 Sep;69(9):1552-1554. doi: 10.1136/gutjnl-2019-320481. Epub 2020 Mar 26. PMID: 32217637

### **Prophylactic Endoscopic Clipping Does Not Prevent Delayed Postpolypectomy Bleeding in Routine Clinical Practice: A Propensity Score-Matched Cohort Study.**

Forbes N, Hilsden RJ, Lethebe BC, Maxwell CM, Lamidi M, Kaplan GG, James MT, Razik R, Hookey LC, Ghali WA, Bourke MJ, Heitman SJ. *Am J Gastroenterol*. 2020 May;115(5):774-782. doi: 10.14309/ajg.000000000000585. PMID: 32167938

### **Clinical implications of decision making in colorectal polypectomy: an international survey of Western endoscopists suggests priorities for change.**

Tate DJ, Desomer L, Heitman SJ, Forbes N, Burgess NG, Awadie H, Gralnek IM, Geldof J, De Looze D, Rex D, Anderson J, Bourke MJ. *Endosc Int Open*. 2020 Mar;8(3):E445-E455. doi: 10.1055/a-1079-4298. Epub 2020 Feb 21. PMID: 32118117

### **Endoscopic Mucosal Resection Is a Dynamic Technique: Ongoing Refinement Continues to Improve Outcomes.**

Bourke MJ, Shahidi N, Heitman SJ. *Clin Gastroenterol Hepatol*. 2020 Mar;18(3):754-755. doi: 10.1016/j.cgh.2019.08.017. PMID: 32063266 No abstract available.

### **Just relax: allowing the endoscopist and esophagus to "cool off" between radiofrequency ablation applications affects stricture formation.**

Shahidi N, van Hattem WA, Bourke MJ. *Gastrointest Endosc*. 2020 Feb;91(2):455-457. doi: 10.1016/j.gie.2019.09.019. Epub 2020 Jan 22. PMID: 32036952 No abstract available.

## WESTMEAD ENDOSCOPY 5YEAR RESEARCH PUBLICATION TRACK RECORD

### **Do not narrow your focus: systematic optical evaluation is required.**

Shahidi N, Sidhu M, Arnout van Hattem W, Vosko S, Bourke MJ. *Gastrointest Endosc.* 2020 Jun;91(6):1403-1405. doi: 10.1016/j.gie.2020.01.025. Epub 2020 Jan 23. PMID: 31981647 No abstract available.

### **Correction to: Pathological assessment of endoscopic resections of the gastrointestinal tract: a comprehensive clinicopathologic review.**

Kumarasinghe MP, Bourke MJ, Brown I, Draganov PV, McLeod D, Streutker C, Raftopoulos S, Ushiku T, Lauwers GY. *Mod Pathol.* 2020 Jun;33(6):1236. doi: 10.1038/s41379-020-0460-0. PMID: 31937903

### **Pathological assessment of endoscopic resections of the gastrointestinal tract: a comprehensive clinicopathologic review.**

Kumarasinghe MP, Bourke MJ, Brown I, Draganov PV, McLeod D, Streutker C, Raftopoulos S, Ushiku T, Lauwers GY. *Mod Pathol.* 2020 Jun;33(6):986-1006. doi: 10.1038/s41379-019-0443-1. Epub 2020 Jan 6. PMID: 31907377 Review.

### **Impact of en bloc resection on long-term outcomes after endoscopic mucosal resection: a matched cohort study.**

Tate DJ, Sidhu M, Bar-Yishay I, Desomer L, Brown G, Hourigan LF, Lee EYT, Moss A, Raftopoulos S, Singh R, Williams SJ, Zanati S, Burgess N, Bourke MJ. *Gastrointest Endosc.* 2020 May;91(5):1155-1163.e1. doi: 10.1016/j.gie.2019.12.025. Epub 2019 Dec 28. PMID: 31887274 *Clinical Trial.*

### **Definitive therapy of colonic angioectasia by submucosal coagulation.**

Sriram N, Bar-Yishay I, Kumarasinghe P, Yusoff I, Segarajasingam D, Bourke MJ, Raftopoulos S. *Endosc Int Open.* 2019 Dec;7(12):E1773-E1777. doi: 10.1055/a-0965-6688. Epub 2019 Dec 10. PMID: 31828216

### **Efficacy and Safety of Endoscopic Resection of Sessile Serrated Polyps 10 mm or Larger: A Systematic Review and Meta-Analysis.**

Thoguluva Chandrasekar V, Aziz M, Patel HK, Sidhu N, Duwuri A, Dasari C, Kennedy KF, Ashwath A, Spadaccini M, Desai M, Jegadeesan R, Sathyamurthy A, Vennalaganti P, Kohli D, Hassan C, Pellise M, Repici A, Sharma P, Bourke MJ. *Clin Gastroenterol Hepatol.* 2020 Oct;18(11):2448-2455.e3. doi: 10.1016/j.cgh.2019.11.041. Epub 2019 Nov 29. PMID: 31786330

### **Endoscopic submucosal dissection in the rectum with a novel tissue retraction device.**

Sidhu M, Bourke MJ. *Dig Endosc.* 2020 Jan;32(1):e17-e18. doi: 10.1111/den.13551. Epub 2019 Nov 17. PMID: 31736140 No abstract available.

### **Endoscopic mucosal resection is effective for laterally spreading lesions at the anorectal junction.**

Shahidi N, Sidhu M, Vosko S, van Hattem WA, Bar-Yishay I, Schoeman S, Tate DJ, Holt B, Hourigan LF, Lee EY, Burgess NG, Bourke MJ. *Gut.* 2020 Apr;69(4):673-680. doi: 10.1136/gutjnl-2019-319785. Epub 2019 Nov 12. PMID: 31719129

### **Prevention is better than cure: the challenges of prophylactic therapy for post-EMR bleeding.**

van Hattem WA, Bourke MJ. *Gastrointest Endosc.* 2019 Nov;90(5):823-825. doi: 10.1016/j.gie.2019.07.026. PMID: 31635717 No abstract available.

### **Authors' Reply.**

Wong G, Hope RL, Howard K, Chapman JR, Castells A, Roger SD, Bourke MJ, Macaskill P, Turner R, Williams G, Lim WH, Lok CE, Diekman F, Cross N, Sen S, Allen RDM, Chadban SJ, Pollock CA, Tong A, Teixeira-Pinto A, Yang JYH, Williams N, Au E, Kieu A, James L, Craig JC. *J Am Soc Nephrol.* 2019 Nov;30(11):2276-2277. doi: 10.1681/ASN.2019090889. Epub 2019 Oct 9. PMID: 31597717. No abstract available.

### **Acute Epigastric Pain after Gastric Endoscopic Submucosal Dissection.**

Shahidi N, Schoeman S, Bourke MJ. *Gastroenterology.* 2020 Mar;158(4):e2-e3. doi: 10.1053/j.gastro.2019.09.015. Epub 2019 Sep 24. PMID: 31560901 No abstract available.

### **Long-term outcomes after temporary placement of a self-expanding fully covered metal stent for benign biliary strictures secondary to chronic pancreatitis.**

Lakhtakia S, Reddy N, Dolak W, Ponchon T, Bruno MJ, Bourke MJ, Neuhaus H, Roy A, González-Huix Lladó F, Kortan PP, Peetermans J, Rousseau M, Costamagna G, Devière J; Benign Biliary Stenoses Working Group. *Gastrointest Endosc.* 2020 Feb;91(2):361-369.e3. doi: 10.1016/j.gie.2019.08.037. Epub 2019 Sep 5. PMID: 31494135

### **ESD, not EMR, should be the first-line therapy for early gastric neoplasia.**

Shahidi N, Bourke MJ. *Gut.* 2020 Sep;69(9):1-2. doi: 10.1136/gutjnl-2019-319646. Epub 2019 Sep 3. PMID: 31481547 No abstract available.

### **Routine Prophylactic Endoscopic Clipping Is Not Efficacious in the Prevention of Delayed Post-Polypectomy Bleeding: A Systematic Review and Meta-Analysis of Randomized Controlled Trials.**

Forbes N, Frehlich L, James MT, Hilsden RJ, Kaplan GG, Wilson TA, Lorenzetti DL, Tate DJ, Bourke MJ, Heitman SJ. *J Can Assoc Gastroenterol.* 2019 Aug;2(3):105-117. doi: 10.1093/jcag/gwy033. Epub 2018 Jul 20. PMID: 31294373

## WESTMEAD ENDOSCOPY 5YEAR RESEARCH PUBLICATION TRACK RECORD

### **Mind the gap: submucosal diffusion of tattoo into the resection defect.**

Shahidi N, Sidhu M, Bar-Yishay I, Bourke MJ. *Gastrointest Endosc.* 2019 Nov;90(5):856-858. doi: 10.1016/j.gie.2019.06.019. Epub 2019 Jun 22. PMID: 31233716 No abstract available.

### **Endoscopic full-thickness resection for invasive colorectal neoplasia: Hype or here to stay?**

Shahidi N, Bourke MJ. *Gastrointest Endosc.* 2019 Jun;89(6):1190-1192. doi: 10.1016/j.gie.2019.02.019. PMID: 31104749 No abstract available.

### **Endoscopic Mucosal Resection and Endoscopic Submucosal Dissection Are Complementary in the Treatment of Colorectal Neoplasia.**

Bourke MJ, Heitman SJ. *Clin Gastroenterol Hepatol.* 2019 Nov;17(12):2625-2626. doi: 10.1016/j.cgh.2019.05.009. Epub 2019 May 14. PMID: 31100452 No abstract available.

### **Endoscopic submucosal dissection for suspected early gastric cancer: absolute versus expanded criteria in a large Western cohort (with video).**

Tate DJ, Klein A, Sidhu M, Desomer L, Awadie H, Lee EYT, Mahajan H, McLeod D, Bourke MJ. *Gastrointest Endosc.* 2019 Sep;90(3):467-479. e4. doi: 10.1016/j.gie.2019.04.242. Epub 2019 May 8. PMID: 31077699

### **One-Time Fecal Immunochemical Screening for Advanced Colorectal Neoplasia in Patients with CKD (DETECT Study).**

Wong G, Hope RL, Howard K, Chapman JR, Castells A, Roger SD, Bourke MJ, Macaskill P, Turner R, Williams G, Lim WH, Lok CE, Diekmann F, Cross NB, Sen S, Allen RDM, Chadban SJ, Pollock CA, Tong A, Teixeira-Pinto A, Yang JYH, Williams N, Au EHK, Kieu A, James L, Craig JC. *J Am Soc Nephrol.* 2019 Jun;30(6):1061-1072. doi: 10.1681/ASN.2018121232. Epub 2019 Apr 30. PMID: 31040191

### **IIc or not IIc: a question for meticulous optical evaluation.**

Shahidi N, Sidhu M, Bar-Yishay I, Bourke MJ. *Gut.* 2020 Mar;69(3):410-512. doi: 10.1136/gutjnl-2019-318616. Epub 2019 Apr 25. PMID: 31023831 No abstract available.

### **A systematic description of the post-EMR defect to identify risk factors for clinically significant post-EMR bleeding in the colon.**

Desomer L, Tate DJ, Bahin FF, Awadie H, Chiang B, Holt B, Byth K, Bourke MJ. *Gastrointest Endosc.* 2019 Mar;89(3):614-624. doi: 10.1016/j.gie.2018.11.023. Epub 2018 Nov 29. PMID: 30503846

### **When Colonoscopy Fails... Refer, Repeat, and Succeed.**

Awadie H, Bourke MJ. *GE Port J Gastroenterol.* 2018 Nov;25(6):279-281. doi: 10.1159/000486804. Epub 2018 Mar 7. PMID: 30480043 No abstract available.

### **Thermal Ablation of Mucosal Defect Margins Reduces Adenoma Recurrence After Colonic Endoscopic Mucosal Resection.**

Klein A, Tate DJ, Jayasekeran V, Hourigan L, Singh R, Brown G, Bahin FF, Burgess N, Williams SJ, Lee E, Sidhu M, Byth K, Bourke MJ. *Gastroenterology.* 2019 Feb;156(3):604-613.e3. doi: 10.1053/j.gastro.2018.10.003. Epub 2018 Oct 6. PMID: 30296436 Clinical Trial.

### **Advantages of CAST for non-lifting adenomas.**

Tate DJ, Bourke MJ. *Endoscopy.* 2018 Oct;50(10):1037. doi: 10.1055/a-0607-2671. Epub 2018 Sep 27. PMID: 30261544 No abstract available.

### **Selection of EMR and ESD for Laterally Spreading Lesions of the Colon.**

Bang JY, Bourke MJ. *Curr Treat Options Gastroenterol.* 2018 Dec;16(4):376-385. doi: 10.1007/s11938-018-0198-7. PMID: 30242772 Review.

### **Managing underperformance in endoscopy: a pragmatic approach.**

Rees CJ, Thomas-Gibson S, Bourke MJ, Rex D, Fockens P, Kaminski MF, Haslam N, Walls M. *Gastrointest Endosc.* 2018 Oct;88(4):737-744.e1. doi: 10.1016/j.gie.2018.06.029. Epub 2018 Jul 6. PMID: 30220302 No abstract available.

### **Correction: Outcomes after endoscopic resection of large laterally spreading lesions of the papilla and conventional ampullary adenomas are equivalent.**

Klein A, Qi Z, Bahin FF, Awadie H, Nayyar D, Ma M, Voermans RP, Williams SJ, Lee E, Bourke MJ. *Endoscopy.* 2018 Oct;50(10):C11. doi: 10.1055/a-0723-3188. Epub 2018 Sep 12. PMID: 30208494 No abstract available.

### **Treatment of large duodenal duplication cyst using endoscopic submucosal dissection knife.**

Ma MX, Awadie H, Bourke MJ. *VideoGIE.* 2017 Jul 12;2(9):223-224. doi: 10.1016/j.vgie.2017.05.004. eCollection 2017 Sep. PMID: 29905322 No abstract available.

### **EMR of large laterally spreading lesion of the duodenum involving the ampulla.**

Awadie H, Ma MX, Bourke MJ. *VideoGIE.* 2018 Jan 5;3(2):53-54. doi: 10.1016/j.vgie.2017.11.005. eCollection 2018 Feb. PMID: 29905190 No abstract available.

### **Colorectal cancer screening reduces incidence, mortality and morbidity.**

Jideh B, Bourke MJ. *Med J Aust.* 2018 Jun 18;208(11):483-484. doi: 10.5694/mja18.00279. PMID: 29902408 No abstract available.

### **Wide-field endoscopic mucosal resection versus endoscopic submucosal dissection for laterally spreading colorectal lesions: a cost-effectiveness analysis.**

Bahin FF, Heitman SJ, Bourke MJ. *Gut.* 2019 Jun;68(6):1130. doi: 10.1136/gutjnl-2018-316660. Epub 2018 May 19. PMID: 29778995 No abstract available.

## WESTMEAD ENDOSCOPY 5YEAR RESEARCH PUBLICATION TRACK RECORD

### **Outcomes after endoscopic resection of large laterally spreading lesions of the papilla and conventional ampullary adenomas are equivalent.**

Klein A, Qi Z, Bahin FF, Awadie H, Nayyar D, Ma M, Voermans RP, Williams SJ, Lee E, Bourke MJ. *Endoscopy*. 2018 Oct;50(10):972-983. doi: 10.1055/a-0587-5228. Epub 2018 May 16. PMID: 29768645

### **The clinical significance and synchronous polyp burden of large ( $\geq 20$ mm) sessile serrated polyps in patients without serrated polyposis syndrome.**

Desomer L, Tate DJ, Jayanna M, Pellise M, Awadie H, Burgess NG, McLeod D, Mahajan H, Lee EYT, Williams SJ, Bourke MJ. *Endoscopy*. 2018 Nov;50(11):1080-1088. doi: 10.1055/a-0596-7231. Epub 2018 May 8. PMID: 29739023

### **Correction: The size, morphology, site, and access score predicts critical outcomes of endoscopic mucosal resection in the colon.**

Sidhu M, Tate DJ, Desomer L, Brown G, Hourigan LF, Lee EYT, Moss A, Raftopoulos S, Singh R, Williams SJ, Zanati S, Burgess N, Bourke MJ. *Endoscopy*. 2018 Jul;50(7):C7. doi: 10.1055/a-0602-1390. Epub 2018 Apr 26. PMID: 29698988 No abstract available.

### **Endoscopic Submucosal Dissection: Indications and Application in Western Endoscopy Practice.**

Bourke MJ, Neuhaus H, Bergman JJ. *Gastroenterology*. 2018 May;154(7):1887-1900.e5. doi: 10.1053/j.gastro.2018.01.068. Epub 2018 Mar 2. PMID: 29486200 Review.

### **The size, morphology, site, and access score predicts critical outcomes of endoscopic mucosal resection in the colon.**

Sidhu M, Tate DJ, Desomer L, Brown G, Hourigan LF, Lee EYT, Moss A, Raftopoulos S, Singh R, Williams SJ, Zanati S, Burgess N, Bourke MJ. *Endoscopy*. 2018 Jul;50(7):684-692. doi: 10.1055/s-0043-124081. Epub 2018 Jan 25. PMID: 29370584

### **The impact of wire caliber on ERCP outcomes: a multicenter randomized controlled trial of 0.025-inch and 0.035-inch guidewires.**

Bassan MS, Sundaralingam P, Fanning SB, Lau J, Menon J, Ong E, Rerknimitr R, Seo DW, Teo EK, Wang HP, Reddy DN, Goh KL, Bourke MJ. *Gastrointest Endosc*. 2018 Jun;87(6):1454-1460. doi: 10.1016/j.gie.2017.11.037. Epub 2018 Jan 6. PMID: 29317269 Clinical Trial.

### **EMR of laterally spreading lesions around or involving the appendiceal orifice: technique, risk factors for failure, and outcomes of a tertiary referral cohort (with video).**

Tate DJ, Desomer L, Awadie H, Goodrick K, Hourigan L, Singh R, Williams SJ, Bourke MJ. *Gastrointest Endosc*. 2018 May;87(5):1279-1288.e2. doi: 10.1016/j.gie.2017.12.018. Epub 2018 Jan 5. PMID: 29309777

### **Symptomatic benign distal biliary stricture in the setting of anomalous pancreaticobiliary junction treated with metal biliary and temporary plastic pancreatic stents.**

Ma MX, Bourke MJ. *Gastrointest Endosc*. 2018 Jun;87(6):1586-1587. doi: 10.1016/j.gie.2017.11.018. Epub 2017 Nov 21. PMID: 29170081 No abstract available.

### **Wide-field piecemeal cold snare polypectomy of large sessile serrated polyps without a submucosal injection is safe.**

Tate DJ, Awadie H, Bahin FF, Desomer L, Lee R, Heitman SJ, Goodrick K, Bourke MJ. *Endoscopy*. 2018 Mar;50(3):248-252. doi: 10.1055/s-0043-121219. Epub 2017 Nov 23. PMID: 29169195

### **Cold-forceps avulsion with adjuvant snare-tip soft coagulation (CAST) is an effective and safe strategy for the management of non-lifting large laterally spreading colonic lesions.**

Tate DJ, Bahin FF, Desomer L, Sidhu M, Gupta V, Bourke MJ. *Endoscopy*. 2018 Jan;50(1):52-62. doi: 10.1055/s-0043-119215. Epub 2017 Oct 11. PMID: 29020690

### **Wide-field endoscopic mucosal resection versus endoscopic submucosal dissection for laterally spreading colorectal lesions: a cost-effectiveness analysis.**

Bahin FF, Heitman SJ, Rasouli KN, Mahajan H, McLeod D, Lee EYT, Williams SJ, Bourke MJ. *Gut*. 2018 Nov;67(11):1965-1973. doi: 10.1136/gutjnl-2017-313823. Epub 2017 Oct 7. PMID: 28988198 Clinical Trial.

### **Endoscopic submucosal dissection in the West: Current status and future directions.**

Ma MX, Bourke MJ. *Dig Endosc*. 2018 May;30(3):310-320. doi: 10.1111/den.12960. Epub 2017 Oct 16. PMID: 28884493 Review.

### **Single-dose intra-procedural ceftriaxone during endoscopic ultrasound fine-needle aspiration of pancreatic cysts is safe and effective: results from a single tertiary center.**

Klein A, Qi R, Nagubandi S, Lee E, Kwan V. *Ann Gastroenterol*. 2017;30(2):237-241. doi: 10.20524/aog.2016.0118. Epub 2016 Dec 22. PMID: 28243046

### **Management of duodenal polyps.**

Ma MX, Bourke MJ. *Best Pract Res Clin Gastroenterol*. 2017 Aug;31(4):389-399. doi: 10.1016/j.bpg.2017.04.015. Epub 2017 May 10. PMID: 28842048 Review.

### **A standardized imaging protocol for the endoscopic prediction of dysplasia within sessile serrated polyps (with video).**

Tate DJ, Jayanna M, Awadie H, Desomer L, Lee R, Heitman SJ, Sidhu M, Goodrick K, Burgess NG, Mahajan H, McLeod D, Bourke MJ. *Gastrointest Endosc*. 2018 Jan;87(1):222-231.e2. doi: 10.1016/j.gie.2017.06.031. Epub 2017 Jul 13. PMID: 28713060

### **Endoscopic submucosal dissection and EMR for large colorectal polyps: "the perfect is the enemy of good".**

Heitman SJ, Bourke MJ. *Gastrointest Endosc*. 2017 Jul;86(1):87-89. doi: 10.1016/j.gie.2017.03.022. PMID: 28610868 No abstract available.

## WESTMEAD ENDOSCOPY 5YEAR RESEARCH PUBLICATION TRACK RECORD

### **Risk Stratification for Covert Invasive Cancer Among Patients Referred for Colonic Endoscopic Mucosal Resection: A Large Multicenter Cohort.**

Burgess NG, Hourigan LF, Zanati SA, Brown GJ, Singh R, Williams SJ, Raftopoulos SC, Ormonde D, Moss A, Byth K, Mahajan H, McLeod D, Bourke MJ. *Gastroenterology*. 2017 Sep;153(3):732-742.e1. doi: 10.1053/j.gastro.2017.05.047. Epub 2017 Jun 2. PMID: 28583826

### **Two-stage endoscopic mucosal resection is a safe and effective salvage therapy after a failed single-session approach.**

Tate DJ, Desomer L, Hourigan LF, Moss A, Singh R, Bourke MJ. *Endoscopy*. 2017 Sep;49(9):888-898. doi: 10.1055/s-0043-110671. Epub 2017 May 31. PMID: 28564715

### **Sessile Serrated Adenomas: How to Detect, Characterize and Resect.**

Ma MX, Bourke MJ. *Gut Liver*. 2017 Nov 15;11(6):747-760. doi: 10.5009/gnl16523. PMID: 28494577 Review.

### **Management of colonic polyps: an advancing discipline.**

Klein A, Bourke MJ. *ANZ J Surg*. 2017 May;87(5):327-330. doi: 10.1111/ans.13612. PMID: 28470707 No abstract available.

### **Changes in gene expression of neo-squamous mucosa after endoscopic treatment for dysplastic Barrett's esophagus and intramucosal adenocarcinoma.**

Levert-Mignon A, Bourke MJ, Lord SJ, Taylor AC, Wettstein AR, Edwards M, Botelho NK, Sonson R, Jayasekera C, Fisher OM, Thomas ML, Macrae F, Hussey DJ, Watson DI, Lord RV. *United European Gastroenterol J*. 2017 Feb;5(1):13-20. doi: 10.1177/2050640616650794. Epub 2016 Jul 7. PMID: 28405317

### **The colonoscopist's guide to the vocabulary of colorectal neoplasia: histology, morphology, and management.**

Rex DK, Hassan C, Bourke MJ. *Gastrointest Endosc*. 2017 Aug;86(2):253-263. doi: 10.1016/j.gie.2017.03.1546. Epub 2017 Apr 7. PMID: 28396276 Review. No abstract available.

### **Endoscopic resection of large duodenal and papillary lateral spreading lesions is clinically and economically advantageous compared with surgery.**

Klein A, Ahlenstiel G, Tate DJ, Burgess N, Richardson A, Pang T, Byth K, Bourke MJ. *Endoscopy*. 2017 Jul;49(7):659-667. doi: 10.1055/s-0043-105484. Epub 2017 Apr 4. PMID: 28376545

### **Colorectal polypectomy and endoscopic mucosal resection (EMR): European Society of Gastrointestinal Endoscopy (ESGE) Clinical Guideline.**

Ferlitsch M, Moss A, Hassan C, Bhandari P, Dumonceau JM, Paspatis G, Jover R, Langner C, Bronzwaer M, Nalankilli K, Fockens P, Hazzan R, Gralnek IM, Gschwantler M, Waldmann E, Jeschek P, Penz D, Heresbach D, Moons L, Lemmers A, Paraskeva K, Pohl J, Ponchon T, Regula J, Repici A, Rutter MD, Burgess NG, Bourke MJ. *Endoscopy*. 2017 Mar;49(3):270-297. doi: 10.1055/s-0043-102569. Epub 2017 Feb 17. PMID: 28212588

### **Optimizing Resection of Large Colorectal Polyps.**

Heitman SJ, Tate DJ, Bourke MJ. *Curr Treat Options Gastroenterol*. 2017 Mar;15(1):213-229. doi: 10.1007/s11938-017-0131-5. PMID: 28161819 Review.

### **Endoscopic detection of large and advanced colonic lesions: Are we missing the forest for the trees?**

Tate DJ, Burgess NG, Bourke MJ. *Gastrointest Endosc*. 2017 Jan;85(1):234-236. doi: 10.1016/j.gie.2016.08.011. PMID: 27986114 No abstract available

### **Invited expert opinion and editorials**

Connecting the dots to eliminate recurrence after endoscopic mucosal resection in the colon. Wang H, Bourke MJ. *Gastrointest Endosc*. 2022 May;95(5):966-968. doi: 10.1016/j.gie.2022.01.010. Epub 2022 Mar 10. PMID: 35282882 No abstract available.

### **Top tips for cold snare polypectomy (with video).**

Bourke MJ. *Gastrointest Endosc*. 2022 Jun;95(6):1226-1232. doi: 10.1016/j.gie.2021.12.036. Epub 2022 Jan 7. PMID: 35007545 No abstract available.

### **Defining the next steps for artificial intelligence in colonoscopy.**

Burgess NG. *Endoscopy*. 2021 Sep;53(9):902-904. doi: 10.1055/a-1384-0485. Epub 2021 Aug 26. PMID: 34438452 No abstract available.

### **How I remove polyps larger than 20 mm.**

Bourke MJ, Bhandari P. *Gastrointest Endosc*. 2019 Dec;90(6):877-880. doi: 10.1016/j.gie.2019.08.031. Epub 2019 Oct 28. PMID: 31672246 Review. No abstract available.

### **How I remove polyps larger than 20mm.**

Bourke MJ, Bhandari P. *Endoscopy*. 2019 Dec;51(12):1151-1154. doi: 10.1055/a-0999-5427. Epub 2019 Oct 28. PMID: 31658474 No abstract available.

### **How to Perform Wide-Field Endoscopic Mucosal Resection and Follow-up Examinations.**

Jideh B, Bourke MJ. *Gastrointest Endosc Clin N Am*. 2019 Oct;29(4):629-646. doi: 10.1016/j.giec.2019.05.002. Epub 2019 Jul 22. PMID: 31445687 Review.

### **Endoscopic management of large nonpedunculated colorectal polyps: selective treatment algorithms are needed.**

Awadie H, Repici A, Bourke MJ. *Endoscopy*. 2017 Mar;49(3):214-216. doi: 10.1055/s-0043-102491. Epub 2017 Mar 1. PMID: 28249317 No abstract available.

### **How to Perform High-Quality Endoscopic Mucosal Resection During Colonoscopy.**

Klein A, Bourke MJ. *Gastroenterology*. 2017 Feb;152(3):466-471. doi: 10.1053/j.gastro.2016.12.029. Epub 2017 Jan 3. PMID: 28061339 No abstract available.



AbbVie have been working to advance standards of care in gastroenterology for more than 10 years.



**PBS INFORMATION**

RINVOQ : This product is not listed on the PBS for ulcerative colitis. Refer to PBS Schedule for other indications.

HUMIRA : Authority required. Refer to PBS Schedule for full authority information. This product is not listed on the PBS for the treatment of enthesitis-related arthritis, paediatric psoriasis or uveitis.

Please review the full product information (PI) before prescribing, available below.

[RINVOQ PI](#)

[HUMIRA PI](#)

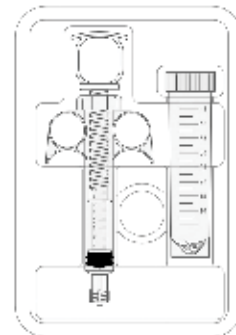
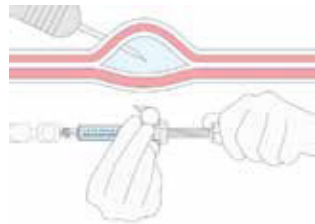
AbbVie\* is registered trademark of AbbVie Inc. and HUMIRA\* and RINVOQ\* are registered trademarks of AbbVie Biotechnology Ltd. AbbVie Pty Ltd, ABN 48 156 384 262, Mascot NSW 2020. Medical Information phone: 1800 043 460. [www.abbvie.com.au](http://www.abbvie.com.au). AU-GAST-230002. SSW. HUM-003450-01. February 2023.



**VITRAMED**

**Bringing You The Latest Technology In Gastrointestinal Medical Devices**

EndoClot® Submucosal Injection System (SIS) is a single-use medical device that is composed of Absorbable Modified Polymer derived from plant starch particles in a vial and a spiral plunger syringe.



- ✓ Superior Elevation
- ✓ Fewer Injections
- ✓ Easy Delivery
- ✓ Significant Mucosal Separation
- ✓ Cost Effective
- ✓ Excellent Safety Profile

For more information or to arrange a demonstration visit [vitramed.com](http://vitramed.com)



**FIBROSCAN**

SmartExam Fatty Liver and obese patients

**HAVE A SCAN AT SIES!**



[medicaltechnologiesaustralia.com](http://medicaltechnologiesaustralia.com)



Pioneering the future of therapeutic endoscopy.



Transforming therapeutic endoscopy. overstitch | overstitch sx | Endoscopic Suturing System



The next evolution in defect closure. x-tack | Endoscopic Tissue Tacking System

The world's #1 gastric balloon. BIB | System



Enabling new approaches to defect closure.

[www.apolloendo.com](http://www.apolloendo.com)

MKT-01610-01 R01

# THANK YOU

---

## Westmead Nursing Staff

Mary Bong, NUM  
Mavis Chan, CNE  
Betty Lo, CNC  
Alison Bannister CNC  
Sandra Ko, CNS  
Jeneviah Junio, CNS  
Kwok Wa Siu, CNS  
Adenike Adeyemi, RN  
Liz Fu RN  
Monica Gautam-Karki, RN  
Rosemary Johnson, RN  
Ha La, RN  
Colman Leung, RN  
Xaviera Madridondo, RN  
Khyung Hee Park (Claire), RN  
Surendra Pokharel, RN  
Mirtha Reyna, RN  
Nicky Stojanovic, RN  
Christina Spiteri, RN  
Rajendran Thangaraj, RN  
Nisha Thomas, RN  
Maggie Zhao, RN  
Fangfei Zhao (Lena), RN  
Aileen Quinsay, RN  
Bhindu Thomas, RN  
Natasha Josipovic, RN  
Aimee Dah, RN  
Cindy Nguyen, RN  
Citra Panukmolaksari, RN  
Ainsley Minnis, EN  
Pauline Luxford, EN  
Amy Yan, EN  
Roxy Balgowan, EN

---

## Westmead Consultant Endoscopists

Prof Michael Bourke  
A/Prof Nicholas Burgess  
Dr Stephen John Williams  
Dr Vu Kwan  
Dr Eric Lee  
Dr Robert Cheng  
Dr Thao Thanh Lam  
Dr Rita Lin  
Dr Rajni Tiwari  
A/Prof David Van der Poorten

---

## Westmead Medical Production and Co-ordination

Dr Timothy O'Sullivan  
Dr Sunil Gupta  
Dr Anthony Whitfield  
Dr Clarence Kerrison

---

## Westmead Endoscopy Research Team

Ahyeon Min, RN  
Kathleen Goodrick, RN  
Dr Julia Vassallo  
Dr Muhammad Abu Arisha

---

## Westmead Gastroenterology Advanced Trainee

Dr Melinda Nguyen  
Dr Lucy Bracken  
Dr Brian Lam  
Dr McCawley Clark Dickson

---

## Audio Visual Production Team

Joseph Murray  
Garry Burns  
Sightline Team

---

## Westmead Endoscopy Administrative and Technical Support Team

Anita Kanagasundaram  
(Program Operations Manager)  
Shamim Ara  
Anu Gee Varghese  
Swapna Korde  
Varsha Purohit  
Rafay Rahim  
Ewa Kasprzak-Adamecki, ST  
Lila-wati Singh, ST  
Andie Fan, ST  
Rimpi Chana, ST  
Khyati Patel, ST

---

## Special thanks to:

Westmead Department  
of Anaesthetics  
Dr Mark Priestly

# THANK YOU TO OUR SPONSORS

## SIES PLATINUM SPONSORS



## GOLD SPONSORS



## SILVER SPONSORS



## APP SPONSOR



## DELEGATE LOUNGE SPONSOR



## 'MEET THE EXPERTS' BREAKFAST SPONSOR



## NURSES' PROGRAM SPONSOR



## SIES SUPPORTERS



## Conference Organiser

For more information please contact:  
Conference Professionals  
PO Box 7345  
Beaumaris VIC 3193  
03 9586 6010  
[sies@conferenceprofessionals.com.au](mailto:sies@conferenceprofessionals.com.au)



Disclaimer: Information contained in this syllabus was correct at time of publication. However, it may be necessary due to unforeseen circumstances for sections to be changed. The organisers will endeavour to keep changes to a minimum.