

SIES 2017

WORKSHOP PROGRAM AND SYLLABUS

SIES Sydney International
Endoscopy Symposium



WESTMEAD ENDOSCOPY SYMPOSIUM NURSES' WORKSHOP

Wednesday 15 March, 2017



INTERNATIONAL SPEAKER

 Dr Jonard Co, Philippines

LOCAL FACULTY

A/Prof Golo Ahlenstiel
Dr Halim Awadie
Prof Michael Bourke
Dr Lobke Desomer

Dr Vu Kwan
Dr Mayenaaz Sidhu
Dr David Tate
Judith Tighe-Foster CNS

ALL PROCEEDS DONATED TO



THIS COURSE IS ENDORSED BY
THE AMERICAN SOCIETY FOR
GASTROINTESTINAL ENDOSCOPY

SIES 2017 APP

Download the official smartphone app for SIES 2017!

Kindly brought to you by Olympus.



Log on to the Hyatt's WiFi:
SydneyEndoscopy2017

WiFi Access Code: **sies2017**

Available to you at no cost as a SIES delegate, our APP puts the event in the palm of your hand! (You will be given a login once registered)


You can use the app to plan your time in advance via the web portal, decide what you want to see and do, and then use one of the smartphone apps (available for iPhone, Android and mobile web) to:

- Have the conference program and floorplan in the palm of your hand and personalise your schedule
- See profiles of all exhibitors and their staff and have access to additional documents etc
- Capture exhibitor information straight to your phone by scanning QR codes at the show
- Keep up with real time alerts, news and tweets during the show
- 'Favourite' things you like – people, documents, promotions, stands, to review later at your leisure and share with others
- Exchange contact details with other attendees and exhibitors
- Find the people you're looking for and send meeting requests
- Rate conference sessions... participate in live polling and much more!

You will be given instructions on how to login and invited to set up your password once registered. Mobile web app: showgizmo.mobi

If you have allowed 'show app profile' at registration, you will be able to go to your profile and update it, view other profiles, look at the most up-to-date information and much more.

WIN!



BEFORE THE CLOSE OF THE DAY, WE WILL AWARD A PRIZE FOR PARTICIPATING IN THE APP DIGITAL PASSPORT.

Conditions: Simply use your scanner in the app to scan each exhibitor's unique 'QR Code' to go into the draw to win a \$250 eftpos card!

You must scan all exhibitors to be eligible.



#sies2017

MARK YOUR DIARY

SIES 2018 - Wednesday 21, Thursday 22 and Friday 23 March, 2018

MARCH 2018

S	M	T	W	T	F	S
				1	2	3
4	5	6	7	8	9	10
11	12	13	14	15	16	17
18	19	20	21	22	23	24
25	26	27	28	29	30	31



WELCOME



It is a great pleasure to welcome you to the 10th annual Westmead Endoscopy Symposium Nurses' Workshop.

The Westmead Endoscopy team has prepared another fabulous and stimulating array of talks and demonstrations which will enhance your understanding of Gastrointestinal Endoscopy. There are very interesting topics in the agenda from a large and diverse group of fantastic and awesome speakers on our programme including our 2017 international speaker Jonard Co from the Philippines.

As professional nurses we are always seeking to increase and improve our skills, knowledge and competence and this Nurses' Workshop offers just that from the hands of expert nurses and doctors handling the various endoscopy devices during the popular demonstration stations. There will be lots of hands-on opportunities to try the common devices and also the latest ones on the market.

The Nurses' Workshop is also an avenue for networking and interaction amongst the great nursing minds in gastroenterology and endoscopy, offering updates and sharing and learning fresh tips and tricks to promote the specialisation in this specialty.

All nurses are encouraged to attend the following two full days live high quality transmission from the Westmead Endoscopy Suite to the Hyatt Regency Hotel, which will showcase the latest development with interesting and challenging cases, which demonstrate the skills and wisdom of the internationally renowned guest faculty.

CPD points will be available for nurses attending the Workshop and Symposium.

Yours sincerely

Mary Bong

Nurse Unit Manager Endoscopy Unit,
Westmead Hospital Organising Committee
Sydney International Endoscopy Symposium, Nurses' Workshop 2017



Welcome to the 2017 Sydney International Endoscopy Symposium – Nurses' Workshop Program.

This program has been a success in previous years, and I would like to express a warm welcome to you all this year. I hope this will be an unprecedented experience that will allow you to gain valuable knowledge, skills and insights that you can apply in your areas of practice.

Westmead Hospital supports initiatives that further the professional development of nurses, and I am proud to support Westmead nurses in their journey to becoming leaders in gastrointestinal endoscopy. These initiatives will help us better serve our community with safe, high quality Gastroenterology and Endoscopy services.

The Nurses' Workshop program promises to provide us with an inspiring combination of interactive demonstrations and innovative presentations. The activities today will help us build local and international networks and a culture of collaboration. Every opportunity should be taken to ensure we spend time gathering our collective experience and inspiring each other to provide the best possible care for our patients.

Regards,

Kate Hackett

Acting Director of Nursing and Midwifery
Westmead Hospital

Kindly supported by



SPEAKER BIOS (in order of program)



PROFESSOR MICHAEL BOURKE

**Director of Gastrointestinal
Endoscopy, Westmead Hospital
Sydney**

Professor Michael Bourke is Clinical Professor of Medicine, University of Sydney and Director of Gastrointestinal Endoscopy at Westmead Hospital. He is Co-editor of the journal Endoscopy. He is the convenor of the Sydney International Endoscopy Symposium, now in its 10th year with a delegation of more than 600 registrants and Australia's second largest gastroenterology meeting.

His clinical and research interests encompass many different facets of diagnostic and interventional endoscopy. Endoscopic resection for advanced mucosal neoplasia at all sites in the gastrointestinal tract has been a focus. Patients referred to Westmead with early Barrett's neoplasia, duodenal and ampullary lesions, and large sessile polyps or laterally spreading tumours of the colon are invited to participate in prospective studies and randomised trials designed to validate, assess and enhance the safety and efficacy of endoscopic resection for advanced mucosal neoplasia.

Work in the animal laboratory augments the clinical research. He is also active in ERCP research. Original research is published regularly in the leading international journals in Gastroenterology and Endoscopy.



DR DAVID TATE

**Advanced Endoscopy Fellow,
Westmead Hospital Sydney**

Dr David Tate trained as a physician at Cambridge University, United Kingdom and more recently as a Gastroenterologist in Bristol, UK. Dr Tate has worked as an Advanced Endoscopy Fellow at Westmead with

Professor Bourke since February 2015 and his current interests include advanced tissue resection techniques, teaching and research into techniques in advanced endoscopy.



DR JONARD CO

**Consultant Gastroenterologist,
St Luke's Medical Center – Global
City, Bonifacio Global City and
Chinese General Hospital and
Medical Center, Manila, Philippines**

Dr Jonard Co finished his medical degree at the University of the East – Ramon Magsaysay Memorial Medical Center College of Medicine, his Residency in Internal Medicine at the Chinese General Hospital and Medical Center and his training in Adult Gastroenterology was at the University of Santo Tomas Hospital, Manila, Philippines. He was the inaugural International Fellow in Endoscopy under Prof Michael Bourke at the Westmead Hospital in 2007 -2008.

He is presently the Chief, Section of Pancreaticobiliary Endoscopy and Endosonography at the Institute of Digestive and Liver Disease St Luke's Medical Center – Global City, Philippines. He is a fellow of the Philippine Society of Gastroenterology and Philippine Society of Digestive Endoscopy. Dr. Co is a member of the Asian EUS Group (AEG) and the Asian NBI Group (ANBIG).

He is a disciple of Prof Bourke with a distinct interest in Pancreaticobiliary Endoscopy, image enhanced endoscopy, large polyp resection (EMR and ESD) and advanced endoscopic procedures.



ASSOC PROFESSOR GOLO AHLENSTIEL

**Gastroenterologist and Hepatologist
at Westmead Hospital Sydney**

After completing his medical and doctoral degrees at the University of Bonn, Germany, Golo Ahlenstiel received research fellowships from the National Institutes of Health (NIH, USA) and the German Research Foundation (DFG, Germany) to pursue research into the immune- pathogenesis of viral hepatitis at the National Institutes of Health, Bethesda, MD, USA. Since moving to Australia and undertook general medical and advanced training in Gastroenterology and Hepatology at Westmead and Blacktown Hospital.

Apart from his clinical duties as a staff specialist at Westmead Hospital, he also leads a Liver Immunology group at Westmead Millennium Institute. He is a clinician-scientist with a strong emphasis on translational research in chronic inflammation and liver disease with active involvement in education of students and junior medical staff.



DR LOBKE DESOMER

Advanced Endoscopy Fellow, Westmead Hospital Sydney

Dr Lobke Desomer trained as a Gastroenterologist at Ghent University, Belgium. Dr Desomer first started as an Honorary Research Fellow in 2015 and in 2016 as an Advanced Endoscopy Fellow at Westmead Hospital with Professor Bourke. Her current interests include endoscopic mucosal resection, ERCP and EUS. In 2017, ongoing clinical endoscopic research into techniques in advanced endoscopy and EUS is the primary focus.

of RACP Specialist Advisory Committee, and member of RACP Written Examination Committee. Vu has been very involved in Australian gastroenterology activities, including current member of the AGEA executive committee, AGW/WGO 2014 and AGW 2015 Endoscopy program convenor and previous Gut Club convenor. Vu's interests lie particularly in diagnostic and therapeutic endoscopic ultrasound and she has contributed a number of peer-reviewed publications in these and other fields.

SIES 2017 marks a very exciting occasion for all the Westmead team, and Vu is delighted to have been able to contribute to this Symposium since its inception in 2007. This also marks 10 years of contributing to the training of advanced endoscopy fellows at Westmead Hospital, and it is a delight to see these previous trainees now in flourishing careers of their own.



DR HALIM AWADIE

Advanced Endoscopy Fellow, Westmead Hospital Sydney

After completing his medical degree in 2006 from the Jordan University of Science and Technology, he continued his medical training in Rambam Health Care Campus (RHCC), Haifa, Israel and obtained his two specialties (Internal Medicine, 2012 and Gastroenterology and Hepatology, 2014). He is a gastroenterology consultant in RHCC with clinical instructor appointment in the medical school of the Technion, Haifa.

He has recently moved to Australia for a two years' fellowship program in the Gastroenterology and Hepatology department in Westmead hospital under the supervision of Prof. Michael Bourke, in a clinical and research advanced endoscopy fellowship. He is involved in the research activity in Westmead hospital, and one of the leading clinicians for Capsule studies, Barrett's research and Upper GI and Lower GI Endoscopic Mucosal Resections studies. He is also active in the academic program and education of junior medical staff in the gastroenterology and hepatology department.



JUDITH TIGHE- FOSTER

Clinical Nurse Specialist, Westmead Hospital Sydney

Judith is a Clinical Nurse Specialist at the Westmead Hospital Endoscopy Unit with over fifteen years of experience in endoscopy. She is an ACGEN and a director of COGEN. Judith has completed a Graduate Certificate in Gastroenterology at QLD university. Her interests in the speciality include ERCP, as well as therapeutic and interventional endoscopy. Judith enjoys mentoring and supporting new staff to become integral members of the Westmead Endoscopy team.



DR MAYENAAZ SIDHU

Advanced Trainee Gastroenterology and Hepatology, Research Fellow – Advanced Endoscopy

Interests: Advanced tissue resection, Research – assessment and treatment of early cancer in the gastrointestinal tract.



DR VU KWAN

Vu Kwan, Consultant Gastroenterologist, Department of Gastroenterology, Westmead Hospital

Vu is a Staff Specialist Gastroenterologist at Westmead Hospital, Sydney after having trained both locally and undertaking an advanced endoscopy fellowship at Hôpital Érasme, Université Libre de Bruxelles in 2006. Medical education has been a focus for her, having been Director of Physician Training from 2009-2013, member

NURSES' WORKSHOP PROGRAM




WEDNESDAY 15 MARCH 2017

Kindly supported by **Whiteley Medical** 

This program is endorsed by the Westmead Hospital and 8 CPD points are awarded



0730	Registration opens		
0830 - 0845	Welcome note Mary Bong [NUM] and Kate Hackett [A/DON] Westmead Hospital and Special Anniversary Message from Prof Michael Bourke		
SECTION 1 Facilitators: Mary Bong [NUM] and Robyn Brown [CNE]			
0845 - 0915	Advances in Endoscopic Tissue Resection – Dr David Tate		
SECTION 2 Demonstrations' Co-ordinators: Mary Bong [NUM], Robyn Brown [CNE] and Jeneviah Junio (RN)			
	Demonstration 1 Tools for Managing Haemostasis	Demonstration 2 Tools for Interventional Endoscopy	Demonstration 3 ERCP
0920 - 1100	Booth 1 <i>Haemospray: A/Prof Golo Ahlenstiel</i> <i>Endoclot: Betty Lo [CNC]</i>	Booth 1 <i>Full Thickness Endotherapy: Dr David Tate</i> <i>Endoscopic Clips: Su Wang [RN] and Vanessa McArdle-Gorman [RN]</i>	Booth 1 <i>Stenting Biliary Strictures - What to Use and Why? Dr Lobke Desomer</i> <i>Dilatation Devices: Marriam Khilwati [RN]</i>
30 mins at each station	Booth 2 <i>Poly Loops Ligating Device: Judith Tighe-Foster [CNS]</i> <i>Electrosurgical Haemostasis - Coag Grasper: Dr Mayenaaz Sidhu</i>	Booth 2 <i>Retrieval of Specimens: Snares: Kaysey Rial [EEN]</i> <i>Retrieval Devices: Adeyemi Adenike [RN]</i>	Booth 2 <i>Tools for Biliary Cannulation: Access Devices: Sandra Ko [CNS]</i> <i>Guide Wires: Helena Tsang [RN]</i>
		Booth 3 <i>ESD Set Up: Nicky Stojanovic [RN]</i> <i>Traps: Amy Yan [EEN]</i>	
1100 - 1130	Morning tea and trade displays		
SECTION 3 Facilitators: Dr Mayenaaz Sidhu and Judith Tighe-Foster [CNS]			
1130 - 1200	<i>Endoscopy in the Philippines: Dr Jonard Co</i>		
1200 - 1230	<i>The Liver Failure / Endoscopy Interface: A/Prof Golo Ahlenstiel</i>		
1230 - 1300	<i>Curative Endoscopic Treatment of Early Gastric Cancer: Dr Lobke Desomer</i>		
1300 - 1400	Lunch and trade displays		
SECTION 4 Facilitators: Robyn Brown [CNE] and Dr Vu Kwan			
1400 - 1415	Quiz – Su Wang [RN]		
1415 - 1445	<i>Capsule Endoscopy – Now and the Future: Dr Halim Awadie</i>		
1445 - 1515	<i>To Wheat or Not to Wheat: is the Gluten-free Diet Here to Stay? Dr Vu Kwan</i>		
1515 - 1545	<i>A Novel Approach to Stone Removal: Judith Tighe-Foster & Let's Chop Out That Polyp Together - But How? Dr Mayenaaz Sidhu</i>		
1545 - 1615	Quiz prizes, presentations and surprises		
1615 - 1630	Closing remarks and thank you		
1630 - 1730	Closing Drinks Function in the conference foyer, kindly supported by  CANTEL MEDICAL		

DEMONSTRATION STATIONS - what you need to know!

- There will be 3 Workshop Demonstration Stations to visit and these will be located next door to where the Nurses' Workshop is being held.
- For each Demonstration you will be required to break into smaller groups for 30 minutes to view the various booths.
- A reminder will be given after 30 minutes and you will rotate to the next demonstration station in your colour groups.
- Your name badge will be colour coded (yellow, green or blue) to represent the group you have been allocated to. The yellow group will start at Demonstration Station 1, the green group will start at Demonstration Station 2, and the blue group will start at Demonstration Station 3, Groups will then be rotated after 30 minutes.
- Please follow the Facilitators' (Westmead Hospital staff) instructions when moving from demonstration stations and booth to booth.

ABSTRACTS



ABSTRACTS (in order of program)



Advances in Endoscopic Tissue Resection

David Tate, Advanced Endoscopy Fellow, Westmead Hospital Sydney

Over the past decade (coincidentally, the time this conference has been running) endoscopic resection has moved from the minds of a few endoscopic masters into mainstream use. Who would have imagined in 2008 that endoscopic resection would be preferred over surgery for large benign colonic tumours or that early gastric cancer would be curable endoscopically. Much of this progress is due to meticulous and sequential clinical research. Join us for a run down of what is possible in 2017 with a view to the progress made over the last ten years.

The Liver Failure / Endoscopy Interface

Golo Ahlenstiel, Gastroenterologist and Hepatologist, Westmead Hospital Sydney

While the epidemiology of liver disease is changing its burden on the healthcare system is ever increasing. This has implications for endoscopy units around Australia due to liver disease associated complications requiring endoscopic screening and intervention as well as the complex implications of chronic liver disease for periprocedural management of these patients. In this presentation we will discuss pathophysiology and clinical grading of liver disease, complications of chronic liver disease as relevant to endoscopy and implications for sedation and pre- and postprocedure care.

Curative Endoscopic Treatment of Early Gastric Cancer

Lobke Desomer, Advanced Endoscopy Fellow, Westmead Hospital Sydney

Early gastric cancer (EGC) describes gastric cancer which invades no more deeply than the submucosa. It accounts for 15-57 % of all gastric cancer. Advanced endoscopic imaging has led to early detection of EGC and has driven therapy towards a less invasive, i.e. endoscopic, approach, avoiding the attendant risks of surgery. Resection of EGC in a single piece using the technique of endoscopic submucosal dissection (ESD) is curative in 97% of cases and has therefore become the therapy of choice for treating early gastric cancer.

Capsule Endoscopy: Now and the Future

Halim Awadie, Advanced Endoscopy Fellow, Westmead Hospital Sydney

Capsule endoscopy is a “dream that came true” to “scope” the entire small intestine after more than 100 years following the first gastroscopy performed in 1868. It is FDA approved since 2001 and since then different capsule technologies were developed. Among the most common clinical indications are obscure GI bleeding, inflammatory bowel disease and small bowel polyps. Even more than just endoscopy, different type of capsules are used for the diagnosis and monitoring of various gastrointestinal disorders as gastroesophageal reflux disease, gastroparesis and colon endoscopy for difficult colonoscopy procedures.

We'll discuss the rationale of capsule endoscopy, capsule types and clinical indications, current use and capsule endoscopy in the future.

Wheat or Not To Wheat: is the Gluten-free Diet Here to Stay?

Vu Kwan, Consultant Gastroenterologist, Department of Gastroenterology, Westmead Hospital

The effects of gluten consumption have become an area of great interest, both in the medical arena and in the popular press. Coeliac disease, an autoimmune enteropathy due to gluten sensitivity, is currently solely managed by lifelong elimination of gluten from the diet.

Non-coeliac gluten sensitivity is another emerging disease entity. Its prevalence appears to be increasing, but its pathophysiology and modalities for diagnosis and management are unclear.

Despite the common occurrence of both these illnesses, removal of gluten from the diet remains the only treatment.

Future therapies remain an area of great interest, including gluten based therapies such as wheat alternatives, wheat selection, enzymatic alteration of wheat, oral enzyme supplements and polymeric binders. Immune-based therapies such as monoclonal antibodies against cytokines that cause the loss of gluten tolerance are also being trialled.

Therefore, a new horizon of therapies may soon be emerging. Until then, the commercial industry spruiking the “health benefits” of gluten-free foods will continue to flourish.



A Novel Approach to Stone Removal

Judith Tighe-Foster, Clinical Nurse Specialist, Westmead Hospital Sydney

Oriental cholangitis is a disease characterised by intrabiliary pigment stone formation that results in stricturing of the biliary tree producing biliary obstruction and recurrent bouts of cholangitis. Patients typically present with signs and symptoms of Charcot's triad - right upper quadrant or epigastric pain, fever with or without rigours, and jaundice.

Management involves a multidisciplinary approach with endoscopic, surgical and radiological expertise. Care of the patient involves treating the acute complications such as cholangitis and prevention of long term complications.

A variety of methods are available for clearing intrahepatic stones including endoscopic, percutaneous, surgical and combined techniques. A novel approach is by the percutaneous tract using a choledochoscope to attempt to achieve stone clearance.

Let's Chop This Polyp Out Together - But How?

Mayenaaz Sidhu, Advanced Trainee Gastroenterology and Hepatology, Advanced Endoscopy Fellow, Westmead Hospital Sydney

An introduction to understand principles behind perform endoscopic surveillance programs, polyp surveillance, detection and advanced tissue resection techniques.

Learning Objectives:

1. Overview: Detecting Polyps – indications, enhanced imaging techniques.
2. Principles behind endoscopic resection – why do we resect? Outcome benefits
3. Polypectomy – overview of spectrum; from cold snare to advanced EMR
4. Brief Introduction to Advanced Tissue Resection – Endoscopic Submucosal Dissection ESD, EMR, Full-thickness (EFTR)

THANK YOU TO THE WESTMEAD SIES TEAM



WESTMEAD NURSING STAFF

Adenike Adeyemi, RN
Liberty Belgira, RN
Rachael Bobbin, RN
Mary Bong, NUM
Robyn Brown, CNE
Yanyan (Sophie) Chen, RN
Octavio Ferrer, RN
Kerry Flew, CNS
Monica Gautam, RN
Jeneviah Junio, RN
Marriam Khilwati, RN
Sandra Ko, CNS
Susan Lane, RN
Polly Leong, RN
Betty Lo, CNC
Pauline Luxford, EEN
Vanessa McArdle-Gorman, RN
Maxine Pickard, RN
Sivananthini Prabagaran, RN
Kaysey Rial, EEN
Kwok Siu, RN
Nicky Stojanovic, RN
Judith Tighe-Foster, CNS

Helena Tsang, RN
Su Wang, RN
Janice Waru, RN
Amy Yan, EEN

OFFICIAL CONFERENCE OMBUDSMAN AND PATIENT ADVOCATE

Dr Pran Yoganathan

WESTMEAD CONSULTANT ENDOSCOPISTS

A/Prof Golo Ahlenstiel
Prof Michael Bourke
Dr Nicholas Burgess
Dr Robert Cheng
Dr Vu Kwan
Dr Thao Lam
Dr Eric Lee
Dr Rita Lin
Dr Nghi Phung
A/Prof David Van der Poorten
Dr Stephen Williams

WESTMEAD MEDICAL PRODUCTION AND CO-ORDINATION

Dr Priya Acharya
Dr Halim Awadie
Dr Lobke Desomer
Kathleen Goodrich, RN
Dr Bilel Jideh
Dr Ralph Lee
Dr Michael Ma
Dr Xian-Jun Mah
Dr Nishlan Pillay
Dr Mayenaaz Sidhu
Dr David Tate
Dr Simmi Zahid

AUDIO VISUAL PRODUCTION TEAM

Garry Burns
Simon Davies
Phil Edwards
Terry Lawrie
Josh Wolf

WESTMEAD ENDOSCOPY CLERICAL AND TECHNICAL SUPPORT TEAM

Shamim Ara
Ramona Galea
Ewa Kasprzak-Adamecki, ST
Yosita McGuinness, ST
Nancy Natoli
Thi Thanh Duyen Nguyen
Varsha Purohit
Priyanka Seth
Lila Wati Ingh, ST
Andie Fan Yi, ST

SPECIAL THANKS TO:

Westmead Department of Anaesthetics –
Dr Patrick Mamo
Dr Mark Priestly



my WESTMEAD

FOR HEALTH CARE & RESEARCH

Westmead Medical Research Foundation raises funds for health care and research at Westmead. We believe everyone who is sick deserves access to the best possible treatment and care.

To help make this possible, generous donations are directed to state of the art medical equipment, lifesaving research and enhanced services at Westmead Hospital and The Westmead Institute for Medical Research.

Donate today at wmrf.org.au or call 1800 639 037

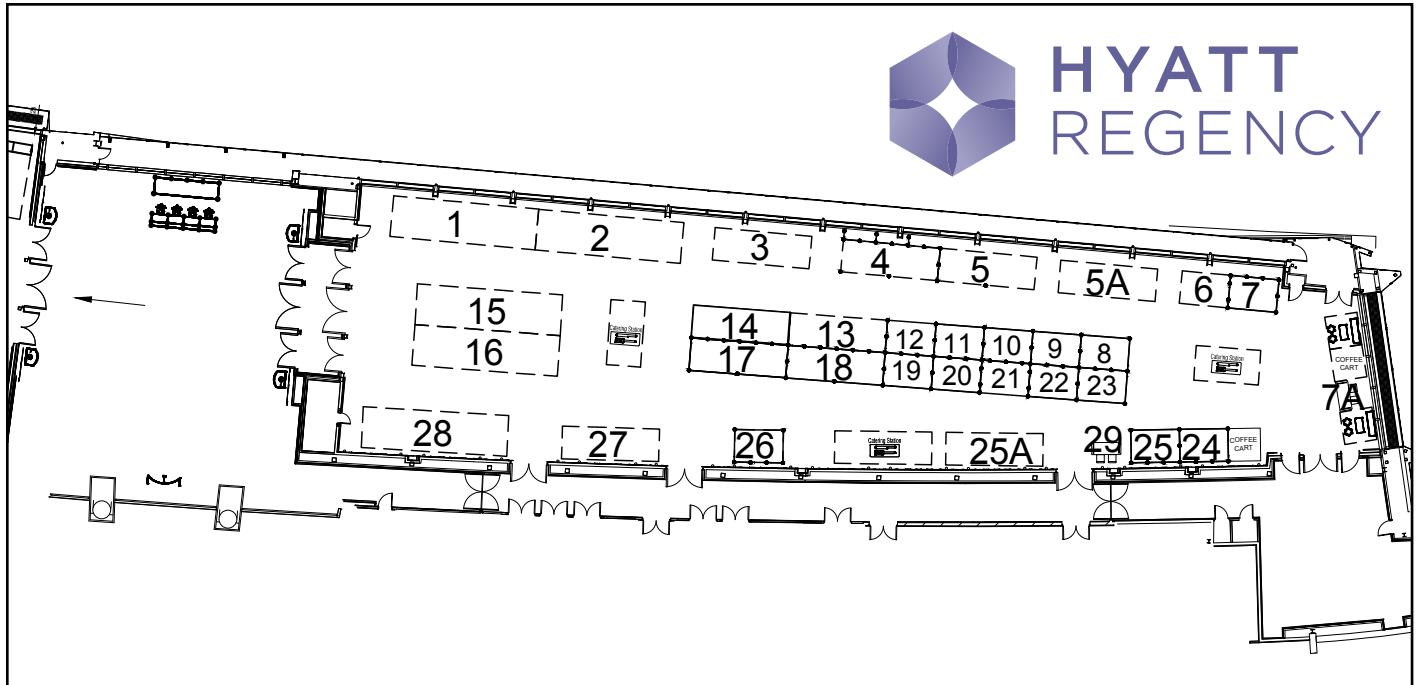
A fundraising initiative of



WESTMEAD MEDICAL
RESEARCH FOUNDATION

TRADE FLOOR PLAN

HYATT REGENCY MARITIME BALLROOM



PLATINUM SPONSORS

Boston Scientific	28
Cook Medical	15
CR Kennedy / FUJIFILM	1
Olympus	16
Pentax Medical / Wassenburg	2

GOLD SPONSORS

Apollo Endosurgery	5
Cantel Medical / Medivators	5A
CK Surgitech	17
Device Technologies	3
Endomed	14
ERBE Rymed	18
Gallay	4
MTW Endoskopie Manufaktur (Thurs/Fri)	26
Mylan	13
Pyramed	27
Vitramed	25A

SILVER SPONSORS

AbbVie	19
Aspen	23
Endotherapeutics	8
Ferring Pharmaceuticals	24
Fisher & Paykel Healthcare	21
Flolite	25
Fresenius Kabi	10
MediBroker	11
Medical Technologies Australia	7
Medtronic	12
Norgine	6
Shire	9
Takeda	22
Wolters Kluwer (Provation)	20

NURSES' WORKSHOP SPONSOR

Whiteley Corporation (Wednesday)	26
----------------------------------	----

SUPPORTERS

ANZGITA	29
GENCA (Wednesday)	7A



Thank you to Cook Medical for supplying every delegate with their satchel for SIES

Your certificate of attendance will be available for collection at any time of the day, located next to the registration desk.



Thank you to our sponsors:

SIES PLATINUM SPONSORS



SIES GOLD SPONSORS



ENDOMED PTY. LTD.
SPECIALISING IN ENDOSCOPY



SIES SILVER SPONSORS



NURSES' WORKSHOP SPONSOR



CONFERENCE ORGANISER AND SECRETARIAT

For further information please contact

e-Kiddna Event Management
Ph +61 7 3398 3071
Fax +61 7 3337 9855
email: info@e-Kiddna.com.au



Disclaimer: Information contained in this brochure was correct at the time of publication. However, it may be necessary, due to unforeseen circumstances for sections to be changed. The organisers will endeavour to keep changes to a minimum.



SIES 2017 APP
SPONSOR



Your Vision, Our Future