

SIES
2024

15TH ANNUAL

SYDNEY INTERNATIONAL ENDOSCOPY SYMPOSIUM

21–22 March 2024 | Hilton Sydney

PROGRAM AND SYLLABUS



Product not yet commercially available.

erbe
power your performance.



**HYBRIDknife® flex
I-Type**

For efficient
3rd space endoscopy

98%
of the doctors would
recommend
HYBRIDknife® flex
to a colleague*

**Based on user
acceptance test 2023*

Precise application
in complex thin-walled
anatomy

TAILOR YOUR OWN TECHNIQUE.

Visit the
HYBRIDknife® flex
website



© Erbe Elektromedizin GmbH 2024 2024-02 D276039 non-US only

Erbe Elektromedizin GmbH Tuebingen Germany +49 7071 755 0 erbe-med.com

WELCOME



Dear Friends and Colleagues,

On behalf of our department, it is with great pleasure that we welcome you to the 15th Sydney International Endoscopy Symposium. After our triumphant return to a live event in 2023 we are thrilled to be able

to welcome you again in 2024.

Our event in 2023 showed that there remains a strong appetite for live meetings with almost 700 delegates from around Australia and the world.

We continue to be extremely grateful to those that support us in creating this showcase. We have invested our collective

heart and soul and believe we have another high quality educational and networking experience to share with you. This would not be possible without the ongoing collaboration and partnership from you, our delegates, all in our department, and our sponsors.

On behalf of our department, nurses, and doctors alike, I thank you for your support and for sharing your valuable time and joining us for these two special days.

Welcome to SIES 2024!

Prof Michael Bourke

Chairman SIES

Director Gastrointestinal Endoscopy
Westmead Hospital, Sydney, Australia

WITH THANKS TO OUR PLATINUM SPONSORS:





- **Single-use:**
eliminates reprocessing steps and may reduce the risk of cross-contamination
- **User-friendly:**
presterilised and easy one-step-opening packaging
- **Traceability:**
information stickers for documentation

Clever Shield

Single-Use Air/Water, Suction & Biopsy Valve Kit

Clever Shield is a **dedicated single-use valve solution that meets modern standards for infection prevention** to help streamline your endoscopic procedures.

Single-Use Air/Water & Suction Valves

- Air/water flow and suction rate is comparable with Olympus reusable valves*
- Silicone-free design

Single-Use Biopsy Valve

- Detachment with the press-down lever
- Wide slit design, for smoother manipulation of endo therapy devices
- Dual-chamber and inner hole design to minimise leakage



*Performance based on Olympus internal bench test data. For complete product details, refer to the instructions for use leaflet.

SIES 2024 APP

Download the official app for SIES 2024!

Available to you as a SIES delegate, our APP puts the event in your hands.

You can download the app to discover:

- Conference Agenda
- Speaker information and bios
- View our valued sponsors and download information about their products and services
- Keep up to date with real time alerts and news during the conference
- Connect with other delegates and sponsors and exchange contact details

Hilton Sydney wifi code: **Cura4GIE**

Wifi proudly sponsored by Cura Day Hospitals

To install:

- Download and install the Attendee App from your chosen store (Android or iOS). Search for "The Event App by EventsAir"
- Once you open the app, please enter the code SIES2024
- Login with your registered email and app pin which you will have received in your welcome email or on the back of your SIES name badge
- You will now be logged in for the duration of the conference and you will receive updates and alerts automatically
- Please visit the SIES Registration Desk if you need further assistance



DEFENDO™ Single-Use Valves For FUJIFILM 700 Series Endoscopes

AVAILABLE NOW!



DEFENDO STERILE SINGLE-USE VALVES

INFECTION PREVENTION

Promoting patient safety and supporting infection control guidelines is at the forefront. STERIS has an extensive Infection Prevention portfolio which features a variety of single-use, disposable products designed to improve patient outcomes, while increasing procedural efficiency. DEFENDO Sterile Single-use Valves provide an alternative option to manual cleaning of reusable valves and eliminates the need to track valves with endoscopes throughout the reprocessing cycle.

PERFORMANCE

DEFENDO Valves are high-performance, high-quality products that support procedural control and efficiency. Our verification testing includes multiple tests for force and suction to help create valves that are unlikely to exhibit some of the common issues with reusable and other single-use valves; clogging, sticking and loss of insufflation. When you experience these issues during a procedure, the result can be a longer, more difficult procedure.

STERIS Australia Pty Ltd
Ph: 1300 211 422
Email: STERISANZ@steris.com
www.steris.com



EYEMAX

SINGLE USE CHOLEDOCHOSCOPE



EyeMAX Choledochoscope

Seeing is Believing

- Notable image quality
- Optimal diagnostics

HAEMOSTASIS SOLUTIONS

LOCKADO CLIP

4 Jaw Sizes to Accommodate
Multiple Clinical Needs



DUAL ACTION TISSUE CLIP

Advancement in Large
Defect Tissue Closure



STAR CLIP

Effective Fistula
Closure

COME AND SEE THE LATEST GASTROENTEROLOGY INNOVATIONS AT BOOTH P3.

For further information, please contact your Device Technologies or CK Surgitech representative.

SIES 2024 SPONSOR PASSPORT PRIZE

Take part in our Sponsor Passport Competition for your chance to win a \$250 gift card!

To enter, simply visit each sponsor booth and scan their QR code via the SIES App. The prizes will be drawn during the closing session on Friday from 3pm and the winners must be present to claim their prize.

The Sydney International Endoscopy Symposium could not be held without the support and attendance from our valued sponsors. Please visit their booths, learn more about their products and services and ask questions – their delegates are here to assist and help you.

ECOLAB[®]
PROTECTING WHAT'S VITAL™



PACK



RACK



GRAB



GO

ENDOSCOPY CONSUMABLES

- 1 Select & bundle consumables
- 2 Stock on-site or in your department
- 3 Collect when you need to use



"Ecolab Healthcare ANZ are your end-to-end solutions business partner"

PLEASE SPEAK TO YOUR HEALTHCARE MANAGER ON **1300 425 529** FOR FURTHER INFORMATION

ECOLAB HEALTHCARE ANZ
2 Drake Avenue, Macquarie Park, NSW 2113
T: 1300 425 529 www.healthcare-au.ecolab.com



Simple, secure wire management.



SnapLoc™

WIRE GUIDE LOCKING DEVICE

During your next ERCP procedure, consider using SnapLoc to securely lock the wire guide in place and eliminate the need for guesswork. The simple, one-step locking action gives you confidence in a firmly-fastened attachment while maintaining access and during exchanges.



FUJIFILM

Insertion



Detection



Characterization



Measurement



PROUD SUPPORTER OF

**SIES
2024**

15TH ANNUAL
**SYDNEY INTERNATIONAL
ENDOSCOPY SYMPOSIUM**

21-22 March 2024 | Hilton Sydney



For more information contact C.R. Kennedy: **(Head Office) VIC** 03 9823 1812
NSW 02 9552 8341 | **QLD** 07 3632 6717 | **SA** 08 8410 8105 | **WA** 08 9489 8544
medical.crkennedy.com.au | medicalcustomerservice@crkennedy.com.au

SIES SPEAKERS



PROF ROOS POWW
MD, PhD

Deputy Head of the Department of Gastroenterology and Hepatology, Amsterdam University Medical Centers, the Netherlands

Roos obtained her medical degree at the University of Utrecht, a research fellowship at Harvard Medical School, Boston, a PhD fellowship at the Academic Medical Centers, Amsterdam. Her thesis entitled "Endoscopic eradication of Barrett's esophagus with early neoplasia" was awarded Cum Laude in 2011. As a consultant at the Amsterdam University Medical centers, she specializes in endoscopic detection and management of early Barrett's neoplasia. Roos and Prof Jacques Bergman run the esophageal research team offering a wide range of endoscopic treatments to patients with upper gastrointestinal neoplasia. Roos supervises a number of research lines on endoscopic management of early Barrett's neoplasia, and endoscopic vacuum therapy for treatment of defects in the upper gastrointestinal tract.

Roos is co-chair of the Young International Society for Diseases of the Esophagus (ISDE), recipient of UEG Rising Star award 2020, secretary of the Dutch Upper Cancer Group, national representative for United European Gastroenterology (UEG), task force leader for a number of guideline initiatives and curricula on esophageal neoplasia for the European Society of Gastrointestinal Endoscopy (ESGE) and ISDE, and editorial (advisory) board member for the UEG Journal and Best Practice & Research: Clinical Gastroenterology.



PROF RAF BISSCHOPS
MD, PhD

Head of Clinic and Professor, Faculty of Medicine, Catholic University of Leuven (KU Leuven), Belgium

Raf obtained his Medical Degree in 1978, a PhD degree and certification in gastroenterology in 2005 at the University of Leuven. He is head of clinic and full professor at the Catholic University of Leuven (KU Leuven), Faculty of Medicine. He was appointed the Director of Endoscopy in 2013.

Raf's main interest is advanced endoscopic imaging and therapeutics for premalignant conditions (Barrett, HNPCC, colitis), artificial intelligence and quality in endoscopy. He was co-editor of the Journal Endoscopy between 2011 and 2020. He was the president of the Belgian Society of Gastrointestinal Endoscopy between 2019-2021. Within the European Society of Gastrointestinal Endoscopy, he is currently the Secretary General, and served as chairman of the ESGE quality committee and chairman of the ESGE curriculum working group.

SIES SPEAKERS



PROF TORSTEN BEYNA
MD

Chief Physician, Department of Internal Medicine, Evangelisches Krankenhaus, Dusseldorf, Germany

Torsten is the Chief Physician of the Department of Internal Medicine with a focus on gastroenterology, therapeutic endoscopy, medical oncology, pneumology, nephrology and intensive care medicine at the Evangelisches Krankenhaus Düsseldorf, Germany. He is part of the Faculty of Medicine at the Westfälische Wilhelms-Universität Münster, Germany.

Torsten is the Scientific Director of the Düsseldorf International Endoscopy Symposium and currently serves on the advisory board of the Endoscopy Section of the German Society of Gastroenterology and the German Society of Endoscopy, the scientific committee of ESGE-Days, and the previously in the International Committee of ASGE. He also has a special focus in clinical, research and education: biliopancreatic endoscopy, 3rd space endoscopy and resective procedures in the gastrointestinal tract.



A/PROF VERA MEEUSEN
RN, PhD

Clinical Nurse Consultant, Endoscopy Unit, Princess Alexandra Hospital

Vera is currently the Clinical Nurse Consultant in the Endoscopy Unit at Princess Alexandra Hospital, Brisbane. She obtained her Master's in Health Care at the University of Amsterdam while working as a nurse anaesthetist and a PhD in medicine research focused on workload, job satisfaction and turnover, and the history of nurse anaesthetists. Vera was part of the project team that introduced Anaesthesia Nurse Practitioners in The Netherlands.

After emigrating to Australia, she obtained her Professional Fellowship of the Australian College of PeriAnaesthesia Nurses (ACPAN) and became a Certified Health Executive and Associated Fellowship of the Australasian College of Health Service Management.

Vera is a member of the Human Research Ethics Committee of Metro South, Vice president of Gastroenterological Nurses College of Australia (GENCA) and president of the Australian College of PeriAnaesthesia Nurses (ACPAN).

SIES SPEAKERS



DR LINDA ZHANG
MBBS, FRACP

Staff Specialist, St George Hospital

Linda is a Staff Specialist Interventional Endoscopist at St George Hospital in Kogarah NSW and Conjoint Lecturer with the University of New South Wales. She completed her Gastroenterology training in St George Hospital Sydney followed Interventional Endoscopy fellowships at Liverpool Hospital Sydney and Johns Hopkins Hospital Baltimore USA.

Linda has a particular interest in pancreatobiliary endoscopy (including complex ERCP and interventional EUS) and advanced endoscopic resection techniques.



A/PROF ALAN MOSS
MBBS (HONS), FRACP, MD, FASGE

**Head of Unit, Endoscopic Services,
Western Health**

Alan is Head of Unit for Endoscopic Services and Head of Unit for Gastroenterology at Western Health in Melbourne. He is a Clinical Associate Professor at the University of Melbourne.

Alan is an Editorial board member of Endoscopy journal and an International Editorial Board member of Gastrointestinal Endoscopy journal. He trained in interventional endoscopy at Westmead Hospital (Sydney) and St Michael's Hospital (Toronto) in EMR, ERCP and EUS.

Alan has special interests (clinical and research) in colonic EMR for large or complex colorectal polyps and serrated neoplasia. Alan was selected for the World Endoscopy Organisation (WEO) Emerging Stars program. He recently completed a Master of Health Management degree at Monash University.



Autotome™ Pro RX

Cannulating Sphincterotome

The latest device designed to advance biliary access and cannulation.



The latest from Boston Scientific's line of devices for ERCP. Autotome Pro RX is built upon the RX platform and leverages the features of the Autotome RX Cannulating Sphincterotome.

ERCP plays a critical role in diagnosing and delivering therapy for a wide range of pancreatico-biliary conditions. The process of cannulating the bile duct can be challenging even in the hands of experienced endoscopists, with failure of biliary cannulation occurring in 10% of patients as reported in a meta-analysis of seven RCTs (n=1039)¹. The Autotome Pro RX offers new and optimised features in support of a ERCP procedure.

All photographs owned by Boston Scientific. 2024 ©Copyright Boston Scientific Corporation or its affiliates. All rights reserved. All trademarks are the property of their respective owners. CAUTION - The law restricts these devices to sale by or on the order of a physician. Indications, contraindications, warnings, and instructions for use can be found in the product labelling supplied with each device or at www.IFU-BSCI.com. Products shown for INFORMATION purposes only and may not be approved or for sale in certain countries and may not be approved or for sale in certain countries. This material not intended for use in France.

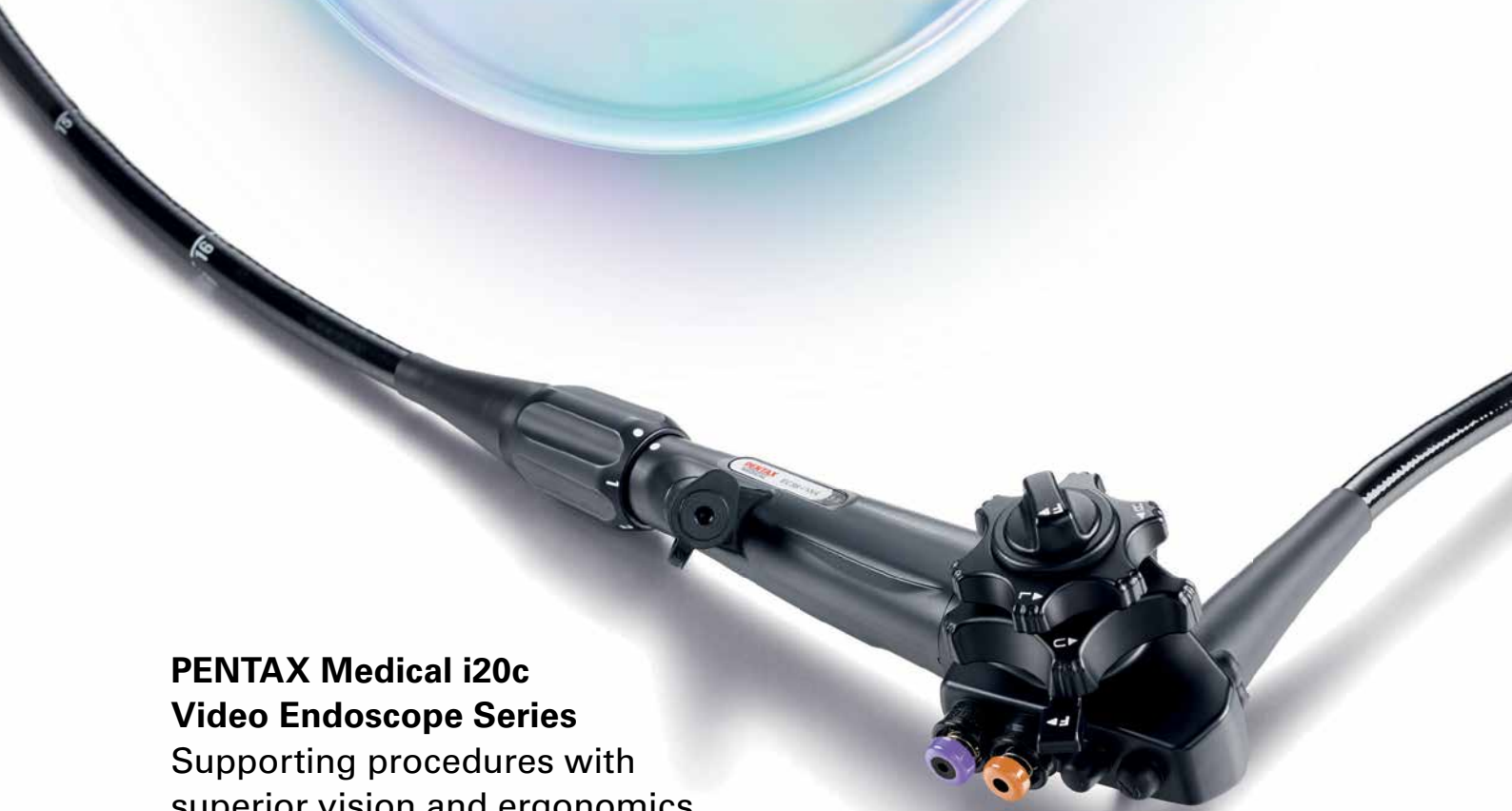
Boston Scientific Pty Ltd | PO Box 332 Botany NSW 1455 Australia | Tel +61 2 8063 8100

ENDO-1821712-AB

PENTAX[®]
MEDICAL

**SEE THE FUTURE
OF GREAT VISION
AND HANDLING**

**PENTAX Medical i20c
Video Endoscope Series**
Supporting procedures with
superior vision and ergonomics



SIES MEDICAL PROGRAM

THURSDAY 21 MARCH 2024	
From 7.30am	Registration Open with tea and coffee available Explore the Trade Displays and meet SIES Sponsors
8.30am – 8.35am	Conference Open and Welcome <i>Prof Michael Bourke</i>
8.35am – 9.20am	Mini Symposium: Barrett's Oesophagus Approach to the patient with Dysplastic Long Segment Barrett's <i>Prof Raf Bisschops</i> New Progress in the management of Early Oesophageal Adenocarcinoma <i>Dr Roos Pouw</i> Panel Discussion
9.20am – 10.30am	Live Endoscopy 1 – Colon
10.30am – 11.00am	Morning Tea and Trade Displays
11.00am – 1.00pm	Live Endoscopy 2 – Barrett's and Upper GI
1.00pm – 2.00pm	Lunch and Trade Displays
2.00pm – 4.00pm	Live Endoscopy 3 – Potpourri and Pancreatico – Biliary
4.00pm – 4.30pm	Afternoon Tea and Trade Displays
4.30pm – 5.00pm	Mini Symposium: Best practice Endoscopy in IBD – Case Discussion <i>Prof Raf Bisschops, Dr Torsten Beyna, A/Prof Alan Moss</i>
5.00pm – 5.15pm	General Endoscopy Quiz <i>(Prizes awarded on Friday afternoon)</i>
6.30pm – 9.00pm	Welcome Reception Venue: Watersedge at Campbell's Stores Address: 7-27 Circular Quay W, The Rocks NSW 2000 Note – this is a ticketed event at an extra cost

SIES MEDICAL PROGRAM

FRIDAY 22 MARCH 2024	
7.15am – 8.15am	'Meet the Experts' Breakfast (Level 1 – pre-registration required) Barrett's Q and A: Video based case discussions <i>Dr Roos Pouw</i> <i>Prof Raf Bisschops</i>
From 7.30am	Registration Open with tea and coffee available Explore the Trade Displays and Meet SIES Sponsors
8.30am – 8.50am	Modern Electrosurgery in Endoscopic Practice <i>Dr Torsten Beyna</i>
8.50am – 9.00am	Panel Discussion
9.00am – 10.30am	Live Endoscopy 4 – Rectum and Colon
10.30am – 11.00am	Morning Tea and Trade Displays
11.00am – 1.00pm	Live Endoscopy 5 – Upper GI and Pancreatico – Biliary
1.00pm – 2.00pm	Lunch and Trade Displays
2.00pm – 3.00pm	Colonic Polypectomy Video Forum <i>Dr Torsten Beyna</i> <i>Prof Michael Bourke</i> <i>A/Prof Alan Moss</i>
3.00pm – 3.25pm	Recap of Symposium cases 2023 and 2024 Quiz answers and awards for the winners
3.25pm – 3.30pm	Summary and Conference Close <i>Prof Michael Bourke</i>



Self contained
medical services trolley

- all without a single cable.



Surgicart

www.surgicart.com.au

Visit us at Stand 3

Sydney International Endoscopy Symposium

SMALL BOWEL
CAPSULE



ROBOTIC CAPSULE
SYSTEM



COLON
CAPSULE



GET THE ABSOLUTE PICTURE
WHEN AI MEETS OPTICS



WELCOME TO NURSES



It is with great pleasure that I welcome you to the **2024 Sydney International Endoscopy Nurses Workshop** at Hilton Sydney!

This program has been a tremendous success in previous years, and we are back by popular demand, promising inspiring combination of interactive demonstrations and innovative presentations during the 2-day symposium. It has been proven throughout time that nurses sharing knowledge to be the essential element in the development of the novice nurse to becoming the advanced practice nurse. The endoscopy nursing team will showcase our clinical expertise in this area of nursing and leading the way forward for gastrointestinal endoscopy.

The nursing program will also be centered around a dedicated state of the art auditorium providing a significant

increase in seating capacity and a platform to discuss the live transmission centered on the nurses' hands during the procedures.

I trust you will enjoy not only the Nurses Symposium program for the educational benefits but also for the opportunity to build and strengthen nursing networks across the country as endoscopy nursing continues to build a strong culture of professional collegiality and collaborative learning.

RCNA points will be available for nurses attending the Symposium.

I look forward to welcoming you at SIES 2024!

Mary Bong

(Western Sydney LHD)
Westmead Endoscopy Unit
Nurse Unit Manager



It is my pleasure to welcome local and international participants to the Sydney International Endoscopy Symposium.

The program is very impressive, and I know you will enjoy the offerings on both days. The live transmissions from the Endoscopy Suite at Westmead

Hospital, in particular, brings technology to the forefront of learning and development, with live interactions with our Westmead experts to enhance participant experience.

My sincere thanks to the organisers, thank you for attending and I wish you an outstanding two days of professional networking and learning.

Carmen Morgan

Director of Nursing and Midwifery
Westmead Hospital

NURSES PROGRAM

THURSDAY 21 MARCH 2024	
From 7.30am	Registration Open with tea and coffee available Explore the Trade Displays and meet SIES Sponsors
8.30am – 8.35am	Conference Open and Welcome <i>Prof Michael Bourke</i>
8.35am – 8.40am	Welcome to Nurses Program Day 1 <i>Mary Bong</i>
8.40am – 9.00am	Models of Procedural Sedation/Anaesthesia for Endoscopy <i>A/Prof Vera Meeusen (CNC Endoscopy)</i>
9.00am – 9.20am	Training pathway for Interventional Endoscopy Nursing <i>Mavis Chan</i>
9.20am – 10.30am	Live Endoscopy 1 – Colon
10.30am – 11.00am	Morning Tea and Trade Displays
11.00am – 11.15am	Barrett's for Nurses <i>Dr Eric Lee</i>
11.15am – 1.00pm	Live Endoscopy 2 – Barrett's and Upper GI
1.00pm – 2.00pm	Lunch and Trade Displays
2.00pm – 2.30pm	Faecal Microbiota Transplantation <i>A/Prof David Van der Poorten</i>
2.30pm – 4.00pm	Live Endoscopy 3 – Potpourri and Pancreatico – Biliary
4.00pm – 4.30pm	Afternoon Tea and Trade Displays
4.30pm – 5.00pm	Mini Symposium: Best practice Endoscopy in IBD – Case Discussion <i>Prof Raf Bisschops, Dr Torsten Beyna, A/Prof Alan Moss</i>
5.00pm – 5.15pm	General Endoscopy Quiz <i>(Prizes awarded on Friday afternoon)</i>
6.30pm – 9.00pm	Welcome Reception Venue: Watersedge at Campbell's Stores Address: 7-27 Circular Quay W, The Rocks NSW 2000 Note – this is a ticketed event at an extra cost

NURSES PROGRAM – CONTINUED

FRIDAY 22 MARCH 2024	
From 7.30am	Registration Open with tea and coffee available Explore the Trade Displays and Meet SIES Sponsors
8.30am – 8.35am	Welcome to Nurses Program Day 2
8.35am – 9.00am	Sustainability in Endoscopy <i>A/Prof Vera Meeusen (CNC Endoscopy)</i>
9.00am – 10.30am	Live Endoscopy 4 – Rectum & Colon
10.30am – 11.00am	Morning Tea and Trade Displays
11.00am – 1.00pm	Live Endoscopy 5 – Upper GI & Pancreatico – Biliary
1.00pm – 2.00pm	Lunch and Trade Displays
2.00pm – 3.00pm	Nurses Forum Identifying Opportunities and Overcoming Challenges in Endoscopy Nursing
3.00pm – 3.25pm	Recap of Symposium cases 2023 and 2024 Quiz answers and awards for the winners
3.25pm – 3.30pm	Summary and Conference Close <i>Prof Michael Bourke</i>



We are committed to putting essential medicines and technologies in the hands of people who help the patients.

Fresenius Kabi specialises in lifesaving medicines and technologies for infusion, transfusion, biosimilars, gastroenterology and clinical nutrition.

Fresenius Kabi Australia Pty Limited
 Level 2, 2 Woodland Way, Mount Kuring-gai NSW 2080
 Phone 1300 732 001 Fax 1300 304 384
www.fresenius-kabi.com.au PM2023.1723

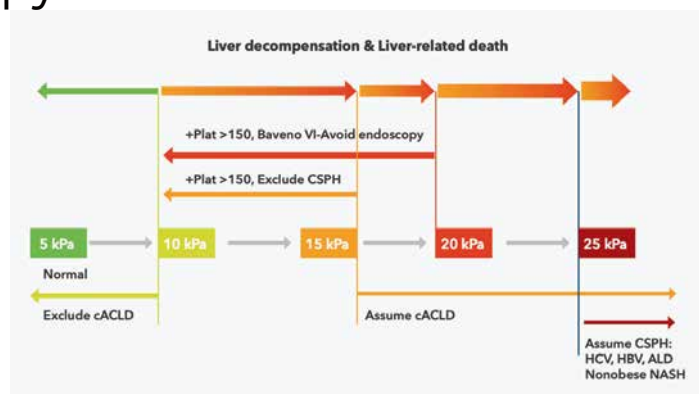


Baveno VII Renewing Consensus
 Update 2021

Baveno guidelines for LSM and SSM reduce the need for endoscopy in chronic liver disease

New recommendations on spleen stiffness: SSM by VCTE™

- SSM using TE can be used in cACLD due to viral hepatitis (untreated HCV; untreated and treated HBV) to rule-out and rule-in CSPH (SSM < 21 kPa and SSM > 50 kPa, respectively).
- SSM ≤ 40 kPa by TE can be used to identify subject at low probability of high-risk varices, in whom endoscopy can be avoided.



Contact: **Medical Technologies Australia (02) 92588739**
www.medicaltechnologiesaustralia.com
stephanie@medicaltechnologiesaustralia.com

NURSES PROGRAM – PRACTICAL WORKSHOPS

FRIDAY 22 MARCH 2024	
9.30am – 10.30am	<p>Nurses Practical Workshop: Group A (Part 1).</p> <ol style="list-style-type: none"> 1. Endoscopic Submucosal Dissection (ESD) set up 2. Percutaneous endoscopic gastrostomy (PEG) 3. Defect closure techniques 4. Foreign body extraction 5. ERCP – stone extraction techniques, cholangioscopy <p><i>You will complete 3 stations</i></p>
10.30am – 11.00am	Morning Tea and Trade Displays
11.00am – 1.00pm	<p>Nurses Practical Workshop: Group B</p> <ol style="list-style-type: none"> 1. Haemostasis tools 2. Polypectomy/EMR/Endoloop 3. EUS Balloon Application and Assisting Pseudocyst Draining 4. Endoluminal dilatation (CRE & Bougie) 5. Managing Airway Complications in Endoscopy <p><i>You will complete all 5 stations</i></p>
1.00pm – 2.00pm	Lunch and Trade Displays
2.00pm – 3.00pm	<p>Nurses Practical Workshop: Group A (Part 2).</p> <p><i>You will complete two of the above stations</i></p>

The first 1 litre PEG-based bowel preparation¹



PLENVU[®]

Powder for Oral Solution

Macrogol 3350, Sodium Ascorbate, Sodium Sulfate, Ascorbic Acid, Sodium Chloride and Potassium Chloride

PLENVU[®] is indicated for bowel cleansing prior to any procedure requiring a clean bowel.²

Improve the efficacy^{1*}

Cut the volume^{*}

*compared with standard 2L PEG with ascorbate

ALWAYS READ THE LABEL AND FOLLOW THE DIRECTIONS FOR USE

BEFORE PRESCRIBING, PLEASE REVIEW FULL PRODUCT INFORMATION available from TGA website by scanning the QR code:

Reference: 1. Bisschops R, Manning J, Clayton LB, Shing RNK, Alvarez-Gonzalez M. Colon cleansing efficacy and safety with 1 L NER1006 versus 2 L polyethylene glycol + ascorbate: a randomized phase 3 trial Endoscopy [Internet] 2018 DOI:10.1055/a-0638-8125. 2. PLENVU[®] Product Information.

Norgine Pty Limited (ACN 005 022 882) Suite 3.01, Building A, 20 Rodborough Road, Frenchs Forest NSW 2086. PLENVU[®], NORGINE and the sail logo are registered trademarks of the Norgine group of companies. All other trademarks mentioned in this document are the property of their respective owners. AU-GE-PLY-2400001. Date of preparation: February 2024.



Because
YU
Matter

The first high concentration,
Low Volume, Citrate Free, Latex
Free adalimumab biosimilar¹

Yuflyma[®]
adalimumab

PBS Information: Authority required. Refer to PBS Schedule for full authority information.

Before prescribing, please review full product information available on request from the Celltrion Healthcare Medical Information Service (Phone: 1800 325 228) or via www.ebs.tga.gov.au.

References: 1. Approved Australian Product Information Yuflyma available at <https://www.ebs.tga.gov.au/ebs/picmi/picmirepository.nsf/pdf?OpenAgent&id=CP-2022-PI-02304-1>. Last accessed 15 January 2024.

Celltrion Healthcare Australia Pty Ltd. ABN 66 625 407 105 Suite 13.03, 31 Market Street, Sydney 2000, Australia www.celltrionhealthcare.com.au
© Celltrion Healthcare Australia Pty Ltd. 2024 AU-YUF-24-00001 Material prepared: January 2024



EverLift®

Submucosal Lifting Agent



Reliable Lift



Conveniently Packaged



Cost Effective



Laborie¹
FOR DIGNITY. FOR LIFE.



Want to know more?

ENDOMED – Specialising in Endoscopy

info@endomed.com.au | 07 3881 1883



Histopath

Celebrating 25 years

For over **25 years**, we've built our practice to become Australia's most respected histopathology provider. Today, we're Australia's largest **pathologist-founded** and **-led** practice.

- Complex surgical & biopsy specimens
- Wide range of sub-specialties
- Cutting-edge technology
- Rapid turnaround time, 24-48 hours
- Bulk-billing and a NO-GAP options

We're here to help.
enquiry@histopath.com.au
www.histopath.au
(02) 9878 8111

Follow Us:



Dr Stephen Mann & Dr Chris Douglas
– Directors and Pathologists –



NOW **PBS** LISTED

FOR SEVERE CD AND MODERATE TO SEVERE UC¹

abbvie



WARNING: Based on the results from a post-marketing safety study of another JAK inhibitor, RINVOQ should only be used if no suitable treatment alternatives are available in patients:

- With history of atherosclerotic cardiovascular disease or other cardiovascular risk factors (such as current or past long-time smokers).
- With malignancy risk factors (e.g. current malignancy or history of malignancy).
- Who are 65 years of age and older.

Refer to the Product Information.

PBS Information: Authority required. Refer to PBS Schedule for full authority information. Please review full Product Information before prescribing, available on request from AbbVie Pty Ltd by calling 1800 043 460 or at abbvie.ie/au-rnqr-pi

Reference: 1. Australian Government. Department of Health and Aged Care. The Pharmaceutical Benefits Scheme. Available at pbs.gov.au.

Abbreviations: CD: Crohn's disease; JAK: Janus kinase; PBS: Pharmaceutical Benefits Scheme; UC: ulcerative colitis.

AbbVie® is a registered trademark of AbbVie Inc. and RINVOQ® is a registered trademark of AbbVie Biotechnology Ltd, AbbVie Pty Ltd, ABN 48 156 384 262, Mascot NSW 2020. Medical information phone: 1800 043 460. www.abbvie.com.au. AU-RNQG-240010, Feb 2024.

CHOOSE ENTYVIO FIRST TO TARGET MUCOSAL HEALING THAT LASTS IN UC^{*1,2}

*Mucosal healing (ES ≤1) with ENTYVIO Q8W vs placebo at Week 52: 59.7% vs 24.1% in anti-TNFα naive patients and 41.9% vs 7.9% in anti-TNFα failure patients, respectively [GEMINI 1 post hoc].¹ GEMINI 1: primary maintenance endpoint was clinical remission at Week 52 (≤2 points Mayo Clinic score with all subscores ≤1)²

²ENTYVIO is indicated for the treatment of adult patients with moderate to severe UC or moderate to severe CD, who have had an inadequate response with, lost response to, or are intolerant to either conventional therapy or a TNFα antagonist²

PBS Information: Authority required. Refer to PBS for full details. ENTYVIO is not PBS listed for chronic pouchitis.

Please click [HERE](#) to review full approved product information before prescribing. Phone: 1800 012 612. Email: medinfoAPAC@takeda.com.

GEMINI 1: phase 3, randomised double-blind, placebo-controlled study with separate induction and maintenance trials in adult patients with moderately to severely active UC. Permitted concomitant UC medications included aminosaliclates, glucocorticoids and immunosuppressives. Induction trial 374 patients (Cohort 1) received ENTYVIO IV (300 mg) or placebo at Weeks 0 and 2, and 521 patients (Cohort 2) received open-label ENTYVIO at Weeks 0 and 2, with disease evaluation at Week 6. Maintenance trial: additional patients were enrolled in open-label Cohort 2 and received the same induction regimen as Cohort 1. The primary maintenance endpoint was clinical remission at Week 52 (≤2 points Mayo clinic score with all subscores ≤1). Secondary endpoints included mucosal healing.³ **GEMINI 1 post hoc:** evaluated the effects of ENTYVIO therapy in patients with UC, based on past exposure to anti-TNFα.¹

CD, Crohn's disease; ES, Endoscopic Score; IV, intravenous; Q8W, 8 weekly; TNFα, tumour necrosis factor-alpha; UC, ulcerative colitis.

References: 1. Feagan BG, et al. *Clin Gastroenterol Hepatol.* 2017;15(2):229-39.e5. 2. ENTYVIO Product Information. 3. Feagan BG, et al. *N Engl J Med.* 2013;369:699-710.

ENTYVIO® and the ENTYVIO Logo® are registered trademarks of Millennium Pharmaceuticals Inc., a Takeda company. TAKEDA® and the TAKEDA Logo® are registered trademarks of Takeda Pharmaceutical Company Limited, Takeda Pharmaceuticals Australia Pty Limited, Sydney NSW 2000 ABN 71 095 610 870 Telephone: 1800 012 612. Email: medinfoAPAC@takeda.com. Date of preparation: February 2024. C-APROM/AU/ENTY/0401. 2005664.





ovesco
innovation in scope

amginternational
A Q3 Medical Company

one & done

OTSC® – superior outcome in hemostasis

ARCHIMEDES

Biodegradable Biliary and Pancreatic Stent



OTSC®
SYSTEM
saving lives

Proudly distributed by



1300 00 ENDO
info@endotx.com.au
endotx.com.au



THE FUTURE IN
BIODEGRADABLE
GI PRODUCTS



New and Provisionally TGA Approved¹

Shut off FXa inhibitor activity* when a major bleed threatens your anticoagulated patients^{1,2}



Scan the QR code for more information about Andexxa®



*andexanet alfa reduces anti-FXa activity within 2 minutes after bolus injection which is sustained throughout the 2-hour infusion, with effective haemostasis reported in 80% patients.^{1,2}

PBS Information: This product is not listed on the PBS.

▼ This medicinal product is subject to additional monitoring in Australia. This will allow quick identification of new safety information. Healthcare professionals are asked to report any suspected adverse events at www.tga.gov.au/reporting-problems.

ANDEXXA® (andexanet alfa) has **provisional approval** in Australia for adult patients treated with a direct factor Xa (FXa) inhibitor (apixaban or rivaroxaban) when reversal of anticoagulation is needed due to life-threatening or uncontrolled bleeding. The decision to approve this indication has been made on the basis of haemostatic efficacy and reduction in anti-FXa activity. Continued approval of this indication depends on verification and description of benefit in a confirmatory trial.

Before prescribing, please review full product information available on request from [astrazeneca](http://astrazeneca.com) on 1800 805 342 or ASTRAZENECA.COM.AU/PI

FXa=factor Xa; PBS=Pharmaceutical Benefits Scheme; TGA=Therapeutic Goods Administration. **References:** 1. Andexxa Approved Product Information. July 2023. 2. Milling TJ *et al. Circulation.* 2023;147:1026–38. Andexxa® is a registered trademark of the AstraZeneca group of companies. Registered user AstraZeneca Pty. Ltd. ABN 54 009 682 311. 66 Talavera Road, Macquarie Park, NSW 2113. www.astrazeneca.com.au. For Medical Information enquiries or to report an adverse event or product quality complaint: Telephone 1800 805 342 or via <https://contactazmedical.astrazeneca.com>. AU-18719. February 2024. ASAN32163W.



WESTMEAD ENDOSCOPY RESEARCH PUBLICATION 5 YEAR TRACK RECORD

ORIGINAL ARTICLES

Establishment of Standards for the Referral of Large Non-Pedunculated Colorectal Polyps: An International Expert Consensus Using a Modified Delphi Process.

Khalaf K, Seleq S, Bourke MJ, Alkandari A, Bapaye A, Bechara R, Calo NC, Fedorov ED, Hassan C, Kalauz M, Kandel GP, Matsuda T, May GR, Mönkemüller K, Mosko JD, Ohno A, Pavic T, Pellisé M, Raos Z, Repici A, Rex DK, Saxena P, Schauer C, Sethi A, Sharma P, Shaikat A, Siddiqui UD, Singh R, Smith LA, Tanabe M, Teshima CW, von Renteln D, Gimpaya N, Pawlak KM, Fujiyoshi MRA, Fujiyoshi Y, Lamba M, Li S, Malipatil SB, Grover SC. *Gastrointest Endosc.* 2024 Feb 6;S0016-5107(24)00090-7. doi: 10.1016/j.gie.2024.02.001. Online ahead of print. PMID: 38331224

Endoscopic submucosal dissection, will it always be a hyper specialized skill?

Bourke MJ. *Gastrointest Endosc.* 2024 Feb 6;S0016-5107(24)00091-9. doi: 10.1016/j.gie.2024.01.046. Online ahead of print. PMID: 38331223

Incomplete Mucosal Layer Excision during Endoscopic Mucosal Resection: a potential source of recurrent adenoma.

Tate DJ, Vosko S, Bar-Yishay I, Desomer L, Shahidi N, Sidhu M, McLeod D, Bourke MJ. *Gastrointest Endosc.* 2024 Jan 25;S0016-5107(24)00050-6. doi: 10.1016/j.gie.2024.01.030. Online ahead of print. PMID: 38280532

Standardised training for endoscopic mucosal resection of large non-pedunculated colorectal polyps to reduce recurrence (*STAR-LNCP study): a multicentre cluster randomised trial.

Meulen LWT, Bogie RMM, Siersema PD, Winkens B, Vlug MS, Wolfhagen FHJ, Baven-Pronk M, van der Voorn M, Schwartz MP, Vogelaar L, de Vos Tot Nederveen Cappel WH, Seerden TCJ, Hazen WL, Schrauwen RWM, Alvarez Herrero L, Schreuder RM, van Nunen AB, Stoop E, de Bruin GJ, Bos P, Marsman WA, Kuiper E, de Bièvre M, Alderlieste YA, Roomer R, Groen J, Bargeman M, van Leerdam ME, Roberts-Bos L, Boersma F, Thurnau K, de Vries RS, Ramaker JM, Vleggaar FP, de Ridder RJ, Pellisé M, Bourke MJ, Masclee AAM, Moons LMG. *Gut.* 2024 Jan 12;gutjnl-2023-330020. doi: 10.1136/gutjnl-2023-330020. Online ahead of print. PMID: 38216328

Safety and efficacy of physician-administered balanced-sedation for the endoscopic mucosal resection of large non-pedunculated colorectal polyps.

Gupta S, Kurup R, Shahidi N, Vosko S, McKay O, Zahid S, Whitfield A, Lee EY, Williams SJ, Burgess NG, Bourke MJ. *Endosc Int Open.* 2024 Jan 5;12(1):E1-E10. doi: 10.1055/a-2180-8880. eCollection 2024 Jan. PMID: 38188923

When less is more: lower esophageal sphincter-preserving peroral endoscopy myotomy is effective for non-achalasia esophageal motility disorders.

Perananthan V, Gupta S, Whitfield A, Craciun A, Cronin O, O'Sullivan T, Byth K, Sidhu M, Hourigan LF, Raftopoulos S, Burgess NG, Bourke MJ. *Endoscopy.* 2024 Feb 8. doi: 10.1055/a-2239-7371. Online ahead of print. PMID: 38183976

Omental patch-assisted endoscopic closure of the transmural defect after endoscopic removal of a 40-mm gastric gastrointestinal stromal tumor.

Medas R, Gauci JL, Kerrison C, Mandarino FV, Whitfield A, Burgess NG, Bourke MJ. *Endoscopy.* 2023 Dec;55(S 01):E1262-E1263. doi: 10.1055/a-2218-2416. Epub 2023 Dec 21. PMID: 38128595

Endoscopic Submucosal Dissection Versus Endoscopic Mucosal Resection of Large Colon Polyps: Use Both for the Best Outcomes.

Burgess NG, Bourke MJ. *Ann Intern Med.* 2024 Jan;177(1):89-90. doi: 10.7326/M23-3185. Epub 2023 Dec 12. PMID: 38079635

Endoscopic mucosal resection for large non-pedunculated colorectal polyps: staying on track with a safe, effective and cost-efficient technique.

Mandarino FV, Medas R, Gauci JL, Kerrison C, Whitfield A, Gupta S, Williams SJ, Lee EY, Burgess NG, Bourke MJ. *Gut.* 2023 Dec 7;gutjnl-2023-331402. doi: 10.1136/gutjnl-2023-331402. Online ahead of print. PMID: 38071534

Correction: Duodenal neuroendocrine tumors: Short-term outcomes of endoscopic submucosal dissection performed in the Western setting.

Gupta S, Kumar P, Chacchi R, Murino A, Despott EJ, Lemmers A, Pioche M, Bourke MJ. *Endosc Int Open.* 2023 Nov 30;11(11):C7. doi: 10.1055/a-2219-6464. eCollection 2023 Nov. PMID: 38045554

Precision endoscopy in colorectal polyps' characterization and planning of endoscopic therapy.

Mandarino FV, Danese S, Uraoka T, Parra-Blanco A, Maeda Y, Saito Y, Kudo SE, Bourke MJ, Iacucci M. *Dig Endosc.* 2023 Nov 21. doi: 10.1111/den.14727. Online ahead of print. PMID: 37988279

WESTMEAD ENDOSCOPY RESEARCH PUBLICATION TRACK RECORD

Western outcomes of circumferential endoscopic submucosal dissection for early esophageal squamous cell carcinoma.

Rodríguez de Santiago E, van Tilburg L, Deprez PH, Pioche M, Pouw RE, Bourke MJ, Seewald S, Weusten B, Jacques J, Leblanc S, Barreiro P, Lemmers A, Parra-Blanco A, Küttner-Magalhães R, Libânio D, Messmann H, Albéniz E, Kaminski MF, Mohammed N, Zabala FR, Herreros-de-Tejada A, Koecklin HU, Wallenhorst T, Santos-Antunes J, Cunha Neves JA, Koch AD, Ayari M, Duran RG, Ponchon T, Rivory J, Bergman JJGHM, Verheij EPD, Gupta S, Groth S, Lepilliez V, Franco AR, Belkhir S, White J, Ebigo A, Probst A, Legros R, Pilonis ND, de Frutos D, González RM, Dinis-Ribeiro M; Collaborators (WESTEROS study group). *Gastrointest Endosc.* 2023 Oct 23:S0016-5107(23)02997-8. doi: 10.1016/j.gie.2023.10.042. Online ahead of print.PMID: 37879543

Primum non nocere: safety is critical in the selection of resection techniques for recalcitrant colonic lesions.

Gauci JL, Whitfield A, Burgess NG, Bourke MJ. *Gastrointest Endosc.* 2023 Nov;98(5):876-877. doi: 10.1016/j.gie.2023.06.003.PMID: 37863577

Hybrid resection versus conventional resection for laterally spreading lesions of the papilla.

Gupta S, Craciun A, Wang H, Whitfield A, Gauci J, O'Sullivan T, Cronin O, Abu Arisha M, Klein A, Lee EYT, Burgess NG, Bourke MJ. *Gastrointest Endosc.* 2023 Oct 17:S0016-5107(23)02974-7. doi: 10.1016/j.gie.2023.10.034. Online ahead of print.PMID: 37858758

Direct diverticular peroral endoscopic myotomy for the treatment of thoracic esophageal diverticula: technique and outcomes.

Gauci JL, Gupta S, Abu Arisha M, Tang A, O'Sullivan T, Whitfield A, Cronin O, Perananthan V, Kerrison C, Lee EY, Burgess NG, Bourke MJ. *Endoscopy.* 2024 Jan;56(1):41-46. doi: 10.1055/a-2182-5853. Epub 2023 Oct 18.PMID: 37852266

Patient Preferences for the Management of Gastrointestinal Symptoms in Kidney Transplantation: a Discrete Choice Experiment.

Cooper TE, Dalton A, Kieu A, Gately R, Bourke MJ, Craig JC, Khalid R, Lim WH, Scholes-Robertson N, Teixeira-Pinto A, Jaure A, Wong G, Howell M. *Kidney Int Rep.* 2023 Aug 12;8(10):1978-1988. doi: 10.1016/j.ekir.2023.07.034. eCollection 2023 Oct.PMID: 37850002

Geometry of cold snare polypectomy and risk of incomplete resection.

Cronin O, Kirszenblat D, Forbes N, Gupta S, Whitfield A, O'Sullivan T, Gauci J, Abuarisha M, Wang H, Burgess NG, Lee EYT, Williams SJ, Bourke MJ. *Endoscopy.* 2024 Jan 17. doi: 10.1055/a-2184-1609. Online ahead of print.PMID: 37774737

Reply to Kilincalp and Mottacki.

Ma MX, Bourke MJ. *Endoscopy.* 2023 Oct;55(10):976. doi: 10.1055/a-2085-5872. Epub 2023 Sep 27.PMID: 37757799

Endoscopic resection of large anastomotic polyps is safe and effective.

Cronin O, Gupta S, Gauci J, Whitfield A, O'Sullivan T, Abuarisha M, Wang H, Lee EYT, Williams SJ, Burgess NG, Bourke MJ. *Endoscopy.* 2024 Feb;56(2):125-130. doi: 10.1055/a-2174-2967. Epub 2023 Sep 12.PMID: 37699523

Predicting residual neoplasia after a non-curative gastric ESD: validation and modification of the eCura system in the Western setting: the W-eCura score.

Morais R, Libanio D, Dinis Ribeiro M, Ferreira A, Barreiro P, Bourke MJ, Gupta S, Amaro P, Küttner Magalhães R, Cecinato P, Boal Carvalho P, Pinho R, Rodríguez de Santiago E, Sferrazza S, Lemmers A, Figueiredo M, Pioche M, Gallego F, Albéniz E, Ramos Zabala F, Uchima H, Berr F, Wagner A, Marques M, Pimentel-Nunes P, Gonçalves M, Mascarenhas A, Soares EG, Xavier S, Faria-Ramos I, Sousa-Pinto B, Gullo I, Carneiro F, Macedo G, Santos-Antunes J. *Gut.* 2023 Dec 7;73(11):105-117. doi: 10.1136/gutjnl-2023-330804.PMID: 37666656

Deep submucosal invasion as a risk factor for recurrence after endoscopic submucosal dissection for T1 colorectal cancer.

Santos-Antunes J, Berr F, Pioche M, Ramos-Zabala F, Cecinato P, Gallego F, Barreiro P, Félix C, Sferrazza S, Wagner A, Lemmers A, Figueiredo Ferreira M, Albéniz E, Küttner-Magalhães R, Fernandes C, Morais R, Gupta S, Martinho-Dias D, Rios E, Faria-Ramos I, Marques M, Bourke MJ, Macedo G. *Endoscopy.* 2023 Sep;55(9):881-882. doi: 10.1055/a-2073-3986. Epub 2023 Aug 29.PMID: 37643603

Risk of Residual Neoplasia after a Local-Risk Resection of Colorectal Lesions by Endoscopic Submucosal Dissection: A Multinational Study.

Santos-Antunes J, Pioche M, Ramos-Zabala F, Cecinato P, Gallego F, Barreiro P, Mascarenhas A, Sferrazza S, Berr F, Wagner A, Lemmers A, Ferreira MF, Albéniz E, Uchima H, Küttner-Magalhães R, Fernandes C, Morais R, Gupta S, Martinho-Dias D, Faria-Ramos I, Marques M, Bourke MJ, Macedo G. *J Clin Med.* 2023 Aug 17;12(16):5356. doi: 10.3390/jcm12165356.PMID: 37629398

Endoscopic Management of Large Non-Pedunculated Colorectal Polyps.

Cronin O, Bourke MJ. *Cancers (Basel).* 2023 Jul 27;15(15):3805. doi: 10.3390/cancers15153805.PMID: 37568621

International Delphi Consensus Study on disposable single-use endoscopy: A path to clinical adoption.

Repici A, Khalaf K, Troncone E, Subramaniam S, Hassan C, Bhandari P; DISPOSE Group. *Dig Liver Dis.* 2024 Feb;56(2):322-329. doi: 10.1016/j.dld.2023.07.026. Epub 2023 Aug 7.PMID: 37558571

Treatment of adenoma recurrence after endoscopic mucosal resection.

Tate DJ, Desomer L, Argenziano ME, Mahajan N, Sidhu M, Vosko S, Shahidi N, Lee E, Williams SJ, Burgess NG, Bourke MJ. *Gut.* 2023 Oct;72(10):1875-1886. doi: 10.1136/gutjnl-2023-330300. Epub 2023 Jul 6.PMID: 37414440

A novel tool for case selection in endoscopic mucosal resection training.

O'Sullivan T, Sidhu M, Gupta S, Byth K, Elhindi J, Tate D, Cronin O, Whitfield A, Wang H, Lee E, Williams S, Burgess NG, Bourke MJ. *Endoscopy.* 2023 Dec;55(12):1095-1102. doi: 10.1055/a-2121-1148. Epub 2023 Jun 30.PMID: 37391184

WESTMEAD ENDOSCOPY RESEARCH PUBLICATION TRACK RECORD

Correction: Can we stop routine biopsy of post-endoscopic mucosal resection scars?

Burgess NG, Bourke MJ. *Endoscopy*. 2023 Jul;55(7):C4. doi: 10.1055/a-2106-6895. Epub 2023 Jun 7. PMID: 37285909 No abstract available.

Curriculum for training in endoscopic mucosal resection in the colon: European Society of Gastrointestinal Endoscopy (ESGE) Position Statement.

Tate DJ, Argenziano ME, Anderson J, Bhandari P, Boškoski I, Bugajski M, Desomer L, Heitman SJ, Kashida H, Kriazhov V, Lee RRT, Lyutakov I, Pimentel-Nunes P, Rivero-Sánchez L, Thomas-Gibson S, Thorlacius H, Bourke MJ, Tham TC, Bisschops R. *Endoscopy*. 2023 Jul;55(7):645-679. doi: 10.1055/a-2077-0497. Epub 2023 Jun 7. PMID: 37285908

Endoscopic resection-related colorectal strictures: risk factors, management, and long-term outcomes.

Gupta S, Vosko S, Shahidi N, O'Sullivan T, Cronin O, Whitfield A, Kurup R, Sidhu M, Lee EYT, Williams SJ, Burgess NG, Bourke MJ. *Endoscopy*. 2023 Nov;55(11):1010-1018. doi: 10.1055/a-2106-6494. Epub 2023 Jun 6. PMID: 37279786

Can we stop routine biopsy of post-endoscopic mucosal resection scars?

Burgess NG, Bourke MJ. *Endoscopy*. 2023 Jul;55(7):608-610. doi: 10.1055/a-2085-5660. Epub 2023 Jun 1. PMID: 37263279

A Method for Increasing the Robustness of Stable Feature Selection for Biomarker Discovery in Molecular Medicine Developed Using Serum Small Extracellular Vesicle Associated miRNAs and the Barrett's Oesophagus Disease Spectrum.

Mayne GC, Woodman RJ, Watson DJ, Bright T, Gan S, Lord RV, Bourke MJ, Levert-Mignon A, Bastian I, Irvine T, Schlothe A, Martin M, Sheehan-Hennessy L, Hussey DJ. *Int J Mol Sci*. 2023 Apr 11;24(8):7068. doi: 10.3390/ijms24087068. PMID: 37108236

Snare-tip soft coagulation to treat esophageal stent epithelial hyperplasia.

Gupta S, Whitfield A, Tang A, Lee EYT, Williams SJ, Burgess NG, Bourke MJ. *Endoscopy*. 2023 Dec;55(S 01):E572-E573. doi: 10.1055/a-2050-7431. Epub 2023 Mar 23. PMID: 36958356

Endoscopic submucosal dissection techniques and technology: European Society of Gastrointestinal Endoscopy (ESGE) Technical Review.

Libânio D, Pimentel-Nunes P, Bastiaansen B, Bisschops R, Bourke MJ, Deprez PH, Esposito G, Lemmers A, Leclercq P, Maselli R, Messmann H, Pech O, Pioche M, Vieth M, Weusten BLAM, Fuccio L, Bhandari P, Dinis-Ribeiro M. *Endoscopy*. 2023 Apr;55(4):361-389. doi: 10.1055/a-2031-0874. Epub 2023 Mar 7. PMID: 36882090

The surface morphology of large non pedunculated colonic polyps predicts synchronous large lesions.

O'Sullivan T, Tate D, Sidhu M, Gupta S, Elhindi J, Byth K, Cronin O, Whitfield A, Craciun A, Singh R, Brown G, Raftopoulos S, Hourigan L, Moss A, Klein A, Heitman S, Williams S, Lee E, Burgess NG, Bourke MJ. *Clin Gastroenterol Hepatol*. 2023 Feb 12:S1542-3565(23)00101-5. doi: 10.1016/j.cgh.2023.01.034. Online ahead of print. PMID: 36787836

Cold snare endoscopic mucosal resection for the removal of large duodenal adenomas.

Wang H, Sidhu M, Gupta S, Cronin O, O'Sullivan T, Whitfield A, Burgess NG, Bourke MJ. *Gastrointest Endosc*. 2023 Jan 28:S0016-5107(23)00079-2. doi: 10.1016/j.gie.2023.01.040. Online ahead of print. PMID: 36720290

Intravenous paracetamol for persistent pain after endoscopic mucosal resection discriminates patients at risk of adverse events and those who can be safely discharged.

Desomer L, Tate DJ, Pillay L, Awadie H, Sidhu M, Ahlenstiel G, Bourke MJ. *Endoscopy*. 2023 Jan 30. doi: 10.1055/a-2022-6530. Online ahead of print. PMID: 36716781 Clinical Trial.

Once is by chance, two is a trend: A recurring finding within the post-resection defect.

Alshihry I, Tomaszewski M, Vosko S, Bourke MJ, Shahidi N. *Gastrointest Endosc*. 2022 Dec 16:S0016-5107(22)02221-0. doi: 10.1016/j.gie.2022.12.011. Online ahead of print. PMID: 36535379 No abstract available.

Production and possible reduction of greenhouse gases produced during GI endoscopy activity: a systematic review of available literature.

Perisetti A, Desai M, Bourke MJ, Penman I, Repici A, Reddy DN, Tajiri H, Rex DK, Hassan C, Sharma P. *Gut*. 2023 Mar;72(3):493-500. doi: 10.1136/gutjnl-2022-328369. Epub 2022 Dec 15. PMID: 36522150

Response.

Forbes N, Bourke MJ. *Gastrointest Endosc*. 2022 Dec;96(6):1095-1096. doi: 10.1016/j.gie.2022.07.031. PMID: 36404095 No abstract available.

Impact of margin ablation after Endoscopic Mucosal Resectin of large non pedunculated colonic polyps in routine clinical practice.

Arisha MA, Scapa E, Wishahi E, Koritni A, Gorelik Y, Mazzawi F, Khader M, Muaalem R, Bana S, Awadie H, Bourke MJ, Klein A. *Gastrointest Endosc*. 2022 Oct 31:S0016-5107(22)02128-9. doi: 10.1016/j.gie.2022.10.036. Online ahead of print. PMID: 36328207 No abstract available.

Colorectal Endoscopic Submucosal Dissection: Not a Case of One Size Fits All.

O'Sullivan T, Burgess NG, Bourke MJ. *Gastroenterology*. 2022 Oct 30:S0016-5085(22)01247-1. doi: 10.1053/j.gastro.2022.10.025. Online ahead of print. PMID: 36323368 No abstract available.

Reply to Yang et al.

Sidhu M, Heitman SJ, Bourke MJ. *Am J Gastroenterol*. 2022 Aug 1;117(8):1329. doi: 10.14309/ajg.0000000000001852. PMID: 35926498 No abstract available.

Risk of residual neoplasia after a noncurative colorectal endoscopic submucosal dissection for malignant lesions: a multinational study.

Santos-Antunes J, Pioche M, Ramos-Zabala F, Cecinato P, Gallego Rojo FJ, Barreiro P, Félix C, Sferrazza S, Berr F, Wagner A, Lemmers A, Figueiredo Ferreira M, Albéniz E, Uchima H, Küttner-Magalhães R, Fernandes C, Morais R, Gupta S, Martinho-Dias D, Rios E, Faria-Ramos I, Marques M, Bourke MJ, Macedo G. *Endoscopy*. 2022 Oct 10. doi: 10.1055/a-1906-8000. Online ahead of print. PMID: 35863354 Clinical Trial.

WESTMEAD ENDOSCOPY RESEARCH PUBLICATION TRACK RECORD

Effect of pre-resection biopsy on detection of advanced dysplasia in large nonpedunculated colorectal polyps undergoing endoscopic mucosal resection.

Ma MX, Tate DJ, Sidhu M, Zahid S, Bourke MJ. *Endoscopy*. 2022 Aug 31. doi: 10.1055/a-1896-9798. Online ahead of print. PMID: 35817086

Clip closure to prevent adverse events after EMR of proximal large nonpedunculated colorectal polyps: meta-analysis of individual patient data from randomized controlled trials.

Forbes N, Gupta S, Frehlich L, Meng ZW, Ruan Y, Montori S, Chebaa BR, Dunbar KB, Heitman SJ, Feagins LA, Albéniz E, Pohl H, Bourke MJ. *Gastrointest Endosc*. 2022 Nov;96(5):721-731.e2. doi: 10.1016/j.gie.2022.05.020. Epub 2022 Jun 3. PMID: 35667388

A Rectum-Specific Selective Resection Algorithm Optimizes Oncologic Outcomes for Large Nonpedunculated Rectal Polyps.

Shahidi N, Vosko S, Gupta S, Whitfield A, Cronin O, O'Sullivan T, van Hattem WA, Sidhu M, Tate DJ, Lee EYT, Burgess N, Williams SJ, Bourke MJ. *Clin Gastroenterol Hepatol*. 2023 Jan;21(1):72-80.e2. doi: 10.1016/j.cgh.2022.04.021. Epub 2022 May 6. PMID: 35526795

Endoscopic submucosal dissection for superficial gastrointestinal lesions: European Society of Gastrointestinal Endoscopy (ESGE) Guideline – Update 2022.

Pimentel-Nunes P, Libânio D, Bastiaansen BAJ, Bhandari P, Bisschops R, Bourke MJ, Esposito G, Lemmers A, Maselli R, Messmann H, Pech O, Pioche M, Vieth M, Weusten BLAM, van Hooff JE, Deprez PH, Dinis-Ribeiro M. *Endoscopy*. 2022 Jun;54(6):591-622. doi: 10.1055/a-1811-7025. Epub 2022 May 6. PMID: 35523224

Rio de Janeiro Global Consensus on Landmarks, Definitions, and Classifications in Barrett's Esophagus: World Endoscopy Organization Delphi Study.

Emura F, Chandrasekar VT, Hassan C, Armstrong D, Messmann H, Arantes V, Araya R, Barrera-Leon O, Bergman JJGHM, Bandhari P, Bourke MJ, Cerisoli C, Chiu PW, Desai M, Dinis-Ribeiro M, Falk GW, Fujishiro M, Gaddam S, Goda K, Gross S, Haidry R, Ho L, Iyer PG, Kashin S, Kothari S, Lee YY, Matsuda K, Neuhaus H, Oyama T, Rangunath K, Repici A, Shaheen N, Singh R, Sobrino-Cossio S, Wang KK, Waxman I, Sharma P. *Gastroenterology*. 2022 Jul;163(1):84-96.e2. doi: 10.1053/j.gastro.2022.03.022. Epub 2022 Mar 23. PMID: 35339464

Oncological outcomes after piecemeal endoscopic mucosal resection of large non-pedunculated colorectal polyps with covert submucosal invasive cancer.

Gibson DJ, Sidhu M, Zanati S, Tate DJ, Mangira D, Moss A, Singh R, Hourigan LF, Raftopoulos S, Pham A, Kostos P, Kumarasinghe MP, Ruszkiewicz A, McLeod D, Brown GJE, Bourke MJ. *Gut*. 2022 Dec;71(12):2481-2488. doi: 10.1136/gutjnl-2020-323666. Epub 2022 Mar 7. PMID: 35256387

Comparison of the morphology and histopathology of large nonpedunculated colorectal polyps in the rectum and colon: implications for endoscopic treatment.

Cronin O, Sidhu M, Shahidi N, Gupta S, O'Sullivan T, Whitfield A, Wang H, Kumar P, Hourigan LF, Byth K, Burgess NG, Bourke MJ. *Gastrointest Endosc*. 2022 Jul;96(1):118-124. doi: 10.1016/j.gie.2022.02.022. Epub 2022 Feb 24. PMID: 35219724

Clinical outcome of non-curative endoscopic submucosal dissection for early colorectal cancer.

Spadaccini M, Bourke MJ, Maselli R, Pioche M, Bhandari P, Jacques J, Haji A, Yang D, Albéniz E, Kaminski MF, Messmann H, Herreros de Tejada A, Sferrazza S, Pekarek B, Rivory J, Geyl S, Gulati S, Draganov P, Shahidi N, Hossain E, Fleischmann C, Vespa E, Iannone A, Alkandari A, Hassan C, Repici A; ESD Western Alliance (EWA). *Gut*. 2022 Jan 20;gutjnl-2020-323897. doi: 10.1136/gutjnl-2020-323897. Online ahead of print. PMID: 35058275

Incremental benefit of dye-based chromoendoscopy to predict the risk of submucosal invasive cancer in large nonpedunculated colorectal polyps.

Sidhu M, Shahidi N, Vosko S, van Hattem WA, Tate DJ, Bourke MJ. *Gastrointest Endosc*. 2022 Mar;95(3):527-534.e2. doi: 10.1016/j.gie.2021.11.032. Epub 2021 Dec 5. PMID: 34875258

Measure twice, cut once: an unexpected finding within the postresection defect.

Jain A, Bedi H, Bourke MJ, Shahidi N. *Gastrointest Endosc*. 2022 Apr;95(4):808-809. doi: 10.1016/j.gie.2021.11.027. Epub 2021 Dec 1. PMID: 34863806 No abstract available.

A Randomized Controlled Trial of Cold Snare Polypectomy Technique: Technique Matters More Than Snare Wire Diameter.

Sidhu M, Forbes N, Tate DJ, Desomer L, Lee EYT, Burgess N, van Hattem A, McLeod D, Cheng E, Cartwright S, Schell A, Hilsden RJ, Heitman SJ, Bourke MJ. *Am J Gastroenterol*. 2022 Jan 1;117(1):100. doi: 10.14309/ajg.0000000000001554. PMID: 34817440 Clinical Trial.

The CKD bowel health study: understanding the bowel health and gastrointestinal symptom management in patients with chronic kidney disease: a mixed-methods observational longitudinal study (protocol).

Cooper TE, Dalton A, Kieu A, Howell M, Jayanti S, Khalid R, Lim WH, Scholes-Robertson N, Craig JC, Teixeira-Pinto A, Bourke MJ, Tong A, Wong G. *BMC Nephrol*. 2021 Nov 21;22(1):388. doi: 10.1186/s12882-021-02600-x. PMID: 34802445

Effect of prophylactic endoscopic clip placement on clinically significant post-endoscopic mucosal resection bleeding in the right colon: a single-centre, randomised controlled trial.

Gupta S, Sidhu M, Shahidi N, Vosko S, McKay O, Bahin FF, Zahid S, Whitfield A, Byth K, Brown G, Lee EYT, Williams SJ, Burgess NG, Bourke MJ. *Lancet Gastroenterol Hepatol*. 2022 Feb;7(2):152-160. doi: 10.1016/S2468-1253(21)00384-8. Epub 2021 Nov 18. PMID: 34801133 Clinical Trial.

Pathology Reporting of Gastric Endoscopic Resections: Recommendations From the International Collaboration on Cancer Reporting.

Shi C, Webster F, Nagtegaal ID; Dataset Authoring Committee for the Development of the ICCR Dataset for Pathology Reporting of Gastric Endoscopic Resections. *Gastroenterology*. 2021 Nov 11;S0016-5085(21)03733-1. doi: 10.1053/j.gastro.2021.11.010. Online ahead of print. PMID: 34774830 No abstract available.

WESTMEAD ENDOSCOPY RESEARCH PUBLICATION TRACK RECORD

Advances in Endoscopic Resection in the Lower Gastrointestinal Tract.

Bourke MJ. Gastroenterol Hepatol (N Y). 2021 Sep;17(9):435-438. PMID: 34602909 No abstract available.

A Call to Arms for Further Randomized Controlled Trials in Polypectomy.

Cronin O, Burgess NG, Bourke MJ. Gastroenterology. 2022 May;162(6):1775-1776. doi: 10.1053/j.gastro.2021.09.007. Epub 2021 Sep 7. PMID: 34499913 No abstract available.

Factors Associated With Advanced Colorectal Neoplasia in Patients With CKD.

Au EH, Wong G, Howard K, Chapman JR, Castells A, Roger SD, Bourke MJ, Macaskill P, Turner R, Lim WH, Lok CE, Diekmann F, Cross N, Sen S, Allen RD, Chadban SJ, Pollock CA, Tong A, Teixeira-Pinto A, Yang JY, Kieu A, James L, Craig JC. Am J Kidney Dis. 2022 Apr;79(4):549-560. doi: 10.1053/j.ajkd.2021.07.011. Epub 2021 Aug 28. PMID: 34461168

'Fish-eye' polypectomy defect: a new sign during endoscopic mucosal resection?

Vosko S, Shahidi N, Gupta S, van Hattem WA, Bourke MJ. Gut. 2022 Dec;71(12):2413-2488. doi: 10.1136/gutjnl-2020-323858. Epub 2021 Aug 10. PMID: 34376516 No abstract available.

Histopathological effects of electrosurgical interventions in an in vivo porcine model of colonic endoscopic mucosal resection.

Whitfield AM, Burgess NG, Bahin FF, Kabir S, Pellisé M, Sonson R, Subramanian V, Mahajan H, McLeod D, Byth K, Bourke MJ. Gut. 2022 May;71(5):864-870. doi: 10.1136/gutjnl-2021-324140. Epub 2021 Jun 25. PMID: 34172512

Barrett's esophagus with low-grade dysplasia: high rate of upstaging at Barrett's esophagus referral units suggests progression rates may be overestimated.

Tsoi EH, Mahindra P, Cameron G, Williams R, Norris R, Desmond PV, Raftopoulos S, Pavey D, Rattan A, Hourigan LF, Lee R, Bourke MJ, Sidhu N, Singh R, Chan A, Krishnamurthi S, Taylor ACF. Gastrointest Endosc. 2021 Nov;94(5):902-908. doi: 10.1016/j.gie.2021.05.021. Epub 2021 May 24. PMID: 34033852

Outcomes of young patients diagnosed with locally advanced rectal cancer.

Habib R, Burgess NG, Bourke MJ, Wong M, Wilcken N, Toh J, El-Khoury T, Pathma-Nathan N, Ctercteko G, Jayamohan J, Micklethwaite K, Nagrial A. J Gastrointest Oncol. 2021 Apr;12(2):592-601. doi: 10.21037/jgo-20-300. PMID: 34012652

Optical Evaluation for Predicting Cancer in Large Nonpedunculated Colorectal Polyps Is Accurate for Flat Lesions.

Vosko S, Shahidi N, Sidhu M, van Hattem WA, Bar-Yishay I, Schoeman S, Tate DJ, Hourigan LF, Singh R, Moss A, Byth K, Lee EYT, Burgess NG, Bourke MJ. Clin Gastroenterol Hepatol. 2021 Nov;19(11):2425-2434.e4. doi: 10.1016/j.cgh.2021.05.017. Epub 2021 May 13. PMID: 33992780

Dataset for the reporting of carcinoma of the esophagus in resection specimens: recommendations from the International Collaboration on Cancer Reporting.

Lam AK, Bourke MJ, Chen R, Fiocca R, Fujishima F, Fujii S, Jansen M, Kumarasinghe P, Langer R, Law S, Meijer SL, Muldoon C, Novelli M, Shi C, Tang L, Nagtegaal ID. Hum Pathol. 2021 Aug;114:54-65. doi: 10.1016/j.humpath.2021.05.003. Epub 2021 May 13. PMID: 33992659

Impact of technical innovations in EMR in the treatment of large nonpedunculated polyps involving the ileocecal valve (with video).

Vosko S, Gupta S, Shahidi N, van Hattem WA, Zahid S, McKay O, Whitfield A, Sidhu M, Tate DJ, Lee EYT, Byth K, Williams SJ, Burgess N, Bourke MJ. Gastrointest Endosc. 2021 Nov;94(5):959-968.e2. doi: 10.1016/j.gie.2021.05.011. Epub 2021 May 11. PMID: 33989645

Expert consensus on endoscopic papillectomy using a Delphi process.

Fritzsche JA, Fockens P, Barthet M, Bruno MJ, Carr-Locke DL, Costamagna G, Coté GA, Deprez PH, Giovannini M, Haber GB, Hawes RH, Hyun JJ, Itoi T, Iwasaki E, Kylänpää L, Neuhaus H, Park JY, Reddy DN, Sakai A, Bourke MJ, Voermans RP. Gastrointest Endosc. 2021 Oct;94(4):760-773.e18. doi: 10.1016/j.gie.2021.04.009. Epub 2021 Apr 19. PMID: 33887269

Outcomes of Thermal Ablation of the Mucosal Defect Margin After Endoscopic Mucosal Resection: A Prospective, International, Multicenter Trial of 1000 Large Nonpedunculated Colorectal Polyps.

Sidhu M, Shahidi N, Gupta S, Desomer L, Vosko S, Arnout van Hattem W, Hourigan LF, Lee EYT, Moss A, Raftopoulos S, Heitman SJ, Williams SJ, Zanati S, Tate DJ, Burgess N, Bourke MJ. Gastroenterology. 2021 Jul;161(1):163-170.e3. doi: 10.1053/j.gastro.2021.03.044. Epub 2021 Mar 31. PMID: 33798525 Clinical Trial.

Simple optical evaluation criteria reliably identify the post-endoscopic mucosal resection scar for benign large non-pedunculated colorectal polyps without tattoo placement.

Shahidi N, Gupta S, Whitfield A, Vosko S, McKay O, Cronin O, Zahid S, Burgess NG, Bourke MJ. Endoscopy. 2022 Feb;54(2):173-177. doi: 10.1055/a-1469-9917. Epub 2021 May 26. PMID: 33784758 Clinical Trial.

Prophylactic clipping to prevent delayed colonic post-polypectomy bleeding: meta-analysis of randomized and observational studies.

Bishay K, Meng ZW, Frehlich L, James MT, Kaplan GG, Bourke MJ, Hilsden RJ, Heitman SJ, Forbes N. Surg Endosc. 2022 Feb;36(2):1251-1262. doi: 10.1007/s00464-021-08398-x. Epub 2021 Mar 9. PMID: 33751224

Previously Attempted Large Nonpedunculated Colorectal Polyps Are Effectively Managed by Endoscopic Mucosal Resection.

Shahidi N, Vosko S, Gupta S, van Hattem WA, Sidhu M, Tate DJ, Williams SJ, Lee EYT, Burgess N, Bourke MJ. Am J Gastroenterol. 2021 May 1;116(5):958-966. doi: 10.14309/ajg.000000000001096. PMID: 33625125

WESTMEAD ENDOSCOPY RESEARCH PUBLICATION TRACK RECORD

A prospective multicentre study of per-oral endoscopic myotomy (POEM) for achalasia in Australia.

Gupta S, Sidhu M, Banh X, Bradbear J, Byth K, Hourigan LF, Raftopoulos S, Bourke MJ. *Med J Aust.* 2021 Mar;214(4):173-178. doi: 10.5694/mja2.50941. Epub 2021 Feb 21. PMID: 33611796

When and How To Use Endoscopic Tattooing in the Colon: An International Delphi Agreement.

Medina-Prado L, Hassan C, Dekker E, Bisschops R, Alfieri S, Bhandari P, Bourke MJ, Bravo R, Bustamante-Balen M, Dominitz J, Ferlitsch M, Fockens P, van Leerdam M, Lieberman D, Herráiz M, Kahi C, Kaminski M, Matsuda T, Moss A, Pellisé M, Pohl H, Rees C, Rex DK, Romero-Simó M, Rutter MD, Sharma P, Shaikat A, Thomas-Gibson S, Valori R, Jover R. *Clin Gastroenterol Hepatol.* 2021 May;19(5):1038-1050. doi: 10.1016/j.cgh.2021.01.024. Epub 2021 Jan 22. PMID: 33493699

Preventing adverse events after endoscopic resection of duodenal polyps: Size and context matter!

Whitfield AM, Bourke MJ. *Gastrointest Endosc.* 2021 Feb;93(2):375-377. doi: 10.1016/j.gie.2020.10.010. PMID: 33478662 No abstract available.

Outcomes of Deep Mural Injury After Endoscopic Resection: An International Cohort of 3717 Large Non-Pedunculated Colorectal Polyps.

Bar-Yishay I, Shahidi N, Gupta S, Vosko S, van Hattem WA, Schoeman S, Sidhu M, Tate DJ, Hourigan LF, Singh R, Moss A, Raftopoulos SC, Brown G, Zanati S, Heitman SJ, Lee EYT, Burgess N, Williams SJ, Byth K, Bourke MJ. *Clin Gastroenterol Hepatol.* 2022 Feb;20(2):e139-e147. doi: 10.1016/j.cgh.2021.01.007. Epub 2021 Jan 8. PMID: 33422686

Response.

Sidhu M, Tate DJ, Bourke MJ. *Gastrointest Endosc.* 2021 Jan;93(1):281-282. doi: 10.1016/j.gie.2020.09.009. PMID: 33353633 No abstract available.

Health-Related Quality of Life in People Across the Spectrum of CKD.

Krishnan A, Teixeira-Pinto A, Lim WH, Howard K, Chapman JR, Castell A, Roger SD, Bourke MJ, Macaskill P, Williams G, Lok CE, Diekmann F, Cross N, Sen S, Allen RDM, Chadban SJ, Pollock CA, Turner R, Tong A, Yang JYH, Williams N, Au E, Kieu A, James L, Francis A, Wong G, Craig JC. *Kidney Int Rep.* 2020 Oct 3;5(12):2264-2274. doi: 10.1016/j.ekir.2020.09.028. eCollection 2020 Dec. PMID: 33305120

Outcomes of thermal ablation of the defect margin after duodenal endoscopic mucosal resection (with videos).

Sidhu M, Fritzsche JA, Klein A, Shahidi N, Vosko S, van Hattem WA, Tate DJ, Bourke MJ. *Gastrointest Endosc.* 2021 Jun;93(6):1373-1380. doi: 10.1016/j.gie.2020.11.024. Epub 2020 Dec 4. PMID: 33285144

Response.

Sidhu M, Tate DJ, Bourke MJ. *Gastrointest Endosc.* 2020 Dec;92(6):1277-1278. doi: 10.1016/j.gie.2020.08.002. PMID: 33237003 No abstract available.

Piecemeal cold snare polypectomy versus conventional endoscopic mucosal resection for large sessile serrated lesions: a retrospective comparison across two successive periods.

van Hattem WA, Shahidi N, Vosko S, Hartley I, Britto K, Sidhu M, Bar-Yishay I, Schoeman S, Tate DJ, Byth K, Hewett DG, Pellisé M, Hourigan LF, Moss A, Tuttici N, Bourke MJ. *Gut.* 2021 Sep;70(9):1691-1697. doi: 10.1136/gutjnl-2020-321753. Epub 2020 Nov 10. PMID: 33172927

Gross morphology predicts the presence and pattern of invasive cancer in laterally spreading tumors: Don't overlook the overview!

Vosko S, Bourke MJ. *Gastrointest Endosc.* 2020 Nov;92(5):1095-1097. doi: 10.1016/j.gie.2020.06.022. PMID: 33160490 No abstract available.

Endoscopic papillectomy; a retrospective international multicenter cohort study with long-term follow-up.

Fritzsche JA, Klein A, Beekman MJ, van Hooft JE, Sidhu M, Schoeman S, Fockens P, Bourke MJ, Voermans RP. *Surg Endosc.* 2021 Nov;35(11):6259-6267. doi: 10.1007/s00464-020-08126-x. Epub 2020 Nov 6. PMID: 33159297

Pain and Pigmentation: A Puzzling Presentation.

Gupta S, Bourke MJ, Burgess NG. *Gastroenterology.* 2021 Mar;160(4):1034-1036. doi: 10.1053/j.gastro.2020.10.027. Epub 2020 Oct 20. PMID: 33096097 No abstract available.

Large prolapse-related lesions of the sigmoid colon.

van Hattem WA, Shahidi N, Vosko S, Bar-Yishay I, Schoeman S, Sidhu M, McLeod D, Bourke MJ. *Endoscopy.* 2021 Jun;53(6):652-657. doi: 10.1055/a-1248-2175. Epub 2020 Sep 22. PMID: 32961578

When Evaluating the Benefit of Prophylactic Clipping Following Polypectomy, Not All of the Answers Are Found in Randomized Trials.

Forbes N, Heitman SJ, Bourke MJ. *Gastroenterology.* 2021 Mar;160(4):1428-1429. doi: 10.1053/j.gastro.2020.04.080. pub 2020 Sep 12. PMID: 32931785 No abstract available.

Computerized image analysis of blood vessels within mucosal defects for the prediction of delayed bleeding following colonic endoscopic mucosal resection: a pilot study.

Shalev Y, Sabo E, Bourke MJ, Klein A. *Endoscopy.* 2021 Aug;53(8):837-841. doi: 10.1055/a-1258-8992. Epub 2020 Nov 10. PMID: 32898919 Clinical Trial.

Authors' response – Delineating a rectum-specific selective resection algorithm: the time is now!

Shahidi N, Vosko S, Bourke MJ. *Gut.* 2021 Jun;70(6):1201-1202. doi: 10.1136/gutjnl-2020-322628. Epub 2020 Aug 24. PMID: 32839199 No abstract available.

Snare-based full-thickness endoscopic resection for deeply invasive colorectal neoplasia.

Schoeman S, Shahidi N, Bourke MJ. *Gastrointest Endosc.* 2020 Sep;92(3):731-734. doi: 10.1016/j.gie.2020.04.064. PMID: 32838913 No abstract available.

WESTMEAD ENDOSCOPY RESEARCH PUBLICATION TRACK RECORD

Recovery of endoscopy services in the era of COVID-19: recommendations from an international Delphi consensus.

Bhandari P, Subramaniam S, Bourke MJ, Alkandari A, Chiu PWY, Brown JF, Keswani RN, Bisschops R, Hassan C, Raju GS, Muthusamy VR, Sethi A, May GR, Albéniz E, Bruno M, Kaminski MF, Alkhatry M, Almadi M, Ibrahim M, Emura F, Moura E, Navarrete C, Wulfson A, Khor C, Ponnudurai R, Inoue H, Saito Y, Yahagi N, Kashin S, Nikonov E, Yu H, Maydeo AP, Reddy DN, Wallace MB, Pochapin MB, Rösch T, Sharma P, Repici A. *Gut*. 2020 Nov;69(11):1915-1924. doi: 10.1136/gutjnl-2020-322329. Epub 2020 Aug 14. PMID: 32816921 Review.

COVID-19 and endoscopic management of superficial gastrointestinal neoplastic lesions: a multinational cross-sectional survey.

Rodríguez-Carrasco M, Albéniz E, Bhandari P, Beyna T, Bourke MJ, Min A, Chiu PWY, Chu S, Yip HC, Deprez PH, Emura F, Repici A, Suzuki N, Yahagi N, Kubosawa Y, Hassan C, Dinis-Ribeiro M. *Endoscopy*. 2021 Feb;53(2):173-177. doi: 10.1055/a-1237-5221. Epub 2020 Sep 29. PMID: 32781471

The prevalence of small-bowel polyps on video capsule endoscopy in patients with sporadic duodenal or ampullary adenomas.

Awadie H, Klein A, Tate D, Jideh B, Bar-Yishai I, Goodrick K, Ahlenstiel G, Bourke MJ. *Gastrointest Endosc*. 2021 Mar;93(3):630-636. doi: 10.1016/j.gie.2020.07.029. Epub 2020 Jul 24. PMID: 32717365

Is it time to consider prophylactic appendectomy in patients with serrated polyposis syndrome undergoing surveillance?

McKay O, Shahidi N, Gupta S, van Hattem WA, El-Khoury T, Bourke MJ. *Gut*. 2021 Feb;70(2):231-233. doi: 10.1136/gutjnl-2020-321445. Epub 2020 Jul 21. PMID: 32694174 No abstract available.

Snare-tip soft coagulation is effective and efficient as a first-line modality for treating intraprocedural bleeding during Barrett's mucosectomy.

Vosko S, Gupta S, Shahidi N, Hourigan LF, van Hattem WA, Bar-Yishai I, Schoeman S, Sidhu M, Burgess NG, Lee EYT, Bourke MJ. *Endoscopy*. 2021 May;53(5):511-516. doi: 10.1055/a-1218-6089. Epub 2020 Oct 1. PMID: 32659800

Optical evaluation: the crux for effective management of colorectal neoplasia.

Shahidi N, Vosko S, van Hattem WA, Sidhu M, Bourke MJ. *Therap Adv Gastroenterol*. 2020 May 18;13:1756284820922746. doi: 10.1177/1756284820922746. eCollection 2020. PMID: 32523625 Review.

Fully covered self-expanding metal stents for benign biliary stricture after orthotopic liver transplant: 5-year outcomes.

Poley JW, Ponchon T, Puespoek A, Bruno M, Roy A, Peetermans J, Rousseau M, Lépilliez V, Dolak W, Tringali A, Blero D, Carr-Locke D, Costamagna G, Devière J; Benign Biliary Stenoses Working Group. *Gastrointest Endosc*. 2020 Dec;92(6):1216-1224. doi: 10.1016/j.gie.2020.04.078. Epub 2020 May 15. PMID: 32417298

Proposal for the return to routine endoscopy during the COVID-19 pandemic.

Gupta S, Shahidi N, Gilroy N, Rex DK, Burgess NG, Bourke MJ. *Gastrointest Endosc*. 2020 Sep;92(3):735-742. doi: 10.1016/j.gie.2020.04.050. Epub 2020 Apr 28. PMID: 32360301

Risk factors for serious adverse events associated with multiband mucosectomy in Barrett's esophagus: an international multicenter analysis of 3827 endoscopic resection procedures.

Belghazi K, Marcon N, Teshima C, Wang KK, Milano RV, Mostafavi N, Wallace MB, Kandel P, Mejía Pérez LK, Bourke MJ, Bahin F, Everson MA, Haidry R, Ginsberg GG, Ma GK, Koch AD, Ragunath K, Ortiz-Fernandez-Sordo J, di Pietro M, Seewald S, Weusten BL, Schoon EJ, Bisschops R, Bergman JJ, Pouw RE. *Gastrointest Endosc*. 2020 Aug;92(2):259-268.e2. doi: 10.1016/j.gie.2020.03.3842. Epub 2020 Mar 30. PMID: 32240684

Don't judge a book by its cover: except during optical evaluation.

Shahidi N, van Hattem WA, Vosko S, Bourke MJ. *Gut*. 2021 Jul;70(7):1252-1286. doi: 10.1136/gutjnl-2020-320829. Epub 2020 Mar 27. PMID: 32220904 No abstract available.

Transmucosal diverticular myotomy for the treatment of oesophageal diverticula associated with spastic motility disorders.

Sidhu M, Tate DJ, Bourke MJ. *Gut*. 2020 Sep;69(9):1552-1554. doi: 10.1136/gutjnl-2019-320481. Epub 2020 Mar 26. PMID: 32217637

Prophylactic Endoscopic Clipping Does Not Prevent Delayed Postpolypectomy Bleeding in Routine Clinical Practice: A Propensity Score-Matched Cohort Study.

Forbes N, Hilsden RJ, Lethebe BC, Maxwell CM, Lamidi M, Kaplan GG, James MT, Razik R, Hookey LC, Ghali WA, Bourke MJ, Heitman SJ. *Am J Gastroenterol*. 2020 May;115(5):774-782. doi: 10.14309/ajg.000000000000585. PMID: 32167938

Clinical implications of decision making in colorectal polypectomy: an international survey of Western endoscopists suggests priorities for change.

Tate DJ, Desomer L, Heitman SJ, Forbes N, Burgess NG, Awadie H, Gralnek IM, Geldof J, De Looze D, Rex D, Anderson J, Bourke MJ. *Endosc Int Open*. 2020 Mar;8(3):E445-E455. doi: 10.1055/a-1079-4298. Epub 2020 Feb 21. PMID: 32118117

Endoscopic Mucosal Resection Is a Dynamic Technique: Ongoing Refinement Continues to Improve Outcomes.

Bourke MJ, Shahidi N, Heitman SJ. *Clin Gastroenterol Hepatol*. 2020 Mar;18(3):754-755. doi: 10.1016/j.cgh.2019.08.017. PMID: 32063266 No abstract available.

Just relax: allowing the endoscopist and esophagus to "cool off" between radiofrequency ablation applications affects stricture formation.

Shahidi N, van Hattem WA, Bourke MJ. *Gastrointest Endosc*. 2020 Feb;91(2):455-457. doi: 10.1016/j.gie.2019.09.019. Epub 2020 Jan 22. PMID: 32036952 No abstract available.

WESTMEAD ENDOSCOPY RESEARCH PUBLICATION TRACK RECORD

Do not narrow your focus: systematic optical evaluation is required.

Shahidi N, Sidhu M, Arnout van Hattem W, Vosko S, Bourke MJ. *Gastrointest Endosc.* 2020 Jun;91(6):1403-1405. doi: 10.1016/j.gie.2020.01.025. Epub 2020 Jan 23. PMID: 31981647 No abstract available.

Correction to: Pathological assessment of endoscopic resections of the gastrointestinal tract: a comprehensive clinicopathologic review.

Kumarasinghe MP, Bourke MJ, Brown I, Draganov PV, McLeod D, Streutker C, Raftopoulos S, Ushiku T, Lauwers GY. *Mod Pathol.* 2020 Jun;33(6):1236. doi: 10.1038/s41379-020-0460-0. PMID: 31937903

Pathological assessment of endoscopic resections of the gastrointestinal tract: a comprehensive clinicopathologic review.

Kumarasinghe MP, Bourke MJ, Brown I, Draganov PV, McLeod D, Streutker C, Raftopoulos S, Ushiku T, Lauwers GY. *Mod Pathol.* 2020 Jun;33(6):986-1006. doi: 10.1038/s41379-019-0443-1. Epub 2020 Jan 6. PMID: 31907377 Review.

Impact of en bloc resection on long-term outcomes after endoscopic mucosal resection: a matched cohort study.

Tate DJ, Sidhu M, Bar-Yishay I, Desomer L, Brown G, Hourigan LF, Lee EYT, Moss A, Raftopoulos S, Singh R, Williams SJ, Zanati S, Burgess N, Bourke MJ. *Gastrointest Endosc.* 2020 May;91(5):1155-1163.e1. doi: 10.1016/j.gie.2019.12.025. Epub 2019 Dec 28. PMID: 31887274 Clinical Trial.

Definitive therapy of colonic angioectasia by submucosal coagulation.

Sriram N, Bar-Yishay I, Kumarasinghe P, Yusoff I, Segarajasingam D, Bourke MJ, Raftopoulos S. *Endosc Int Open.* 2019 Dec;7(12):E1773-E1777. doi: 10.1055/a-0965-6688. Epub 2019 Dec 10. PMID: 31828216

Efficacy and Safety of Endoscopic Resection of Sessile Serrated Polyps 10 mm or Larger: A Systematic Review and Meta-Analysis.

Thoguluva Chandrasekar V, Aziz M, Patel HK, Sidhu N, Duwuri A, Dasari C, Kennedy KF, Ashwath A, Spadaccini M, Desai M, Jegadeesan R, Sathyamurthy A, Vennalaganti P, Kohli D, Hassan C, Pellisse M, Repici A, Sharma P, Bourke MJ. *Clin Gastroenterol Hepatol.* 2020 Oct;18(11):2448-2455.e3. doi: 10.1016/j.cgh.2019.11.041. Epub 2019 Nov 29. PMID: 31786330

Endoscopic submucosal dissection in the rectum with a novel tissue retraction device.

Sidhu M, Bourke MJ. *Dig Endosc.* 2020 Jan;32(1):e17-e18. doi: 10.1111/den.13551. Epub 2019 Nov 17. PMID: 31736140 No abstract available.

Endoscopic mucosal resection is effective for laterally spreading lesions at the anorectal junction.

Shahidi N, Sidhu M, Vosko S, van Hattem WA, Bar-Yishay I, Schoeman S, Tate DJ, Holt B, Hourigan LF, Lee EY, Burgess NG, Bourke MJ. *Gut.* 2020 Apr;69(4):673-680. doi: 10.1136/gutjnl-2019-319785. Epub 2019 Nov 12. PMID: 31719129

Prevention is better than cure: the challenges of prophylactic therapy for post-EMR bleeding.

van Hattem WA, Bourke MJ. *Gastrointest Endosc.* 2019 Nov;90(5):823-825. doi: 10.1016/j.gie.2019.07.026. PMID: 31635717 No abstract available.

Authors' Reply.

Wong G, Hope RL, Howard K, Chapman JR, Castells A, Roger SD, Bourke MJ, Macaskill P, Turner R, Williams G, Lim WH, Lok CE, Diekman F, Cross N, Sen S, Allen RDM, Chadban SJ, Pollock CA, Tong A, Teixeira-Pinto A, Yang JYH, Williams N, Au E, Kieu A, James L, Craig JC. *J Am Soc Nephrol.* 2019 Nov;30(11):2276-2277. doi: 10.1681/ASN.2019090889. Epub 2019 Oct 9. PMID: 31597717. No abstract available.

Acute Epigastric Pain after Gastric Endoscopic Submucosal Dissection.

Shahidi N, Schoeman S, Bourke MJ. *Gastroenterology.* 2020 Mar;158(4):e2-e3. doi: 10.1053/j.gastro.2019.09.015. Epub 2019 Sep 24. PMID: 31560901 No abstract available.

Long-term outcomes after temporary placement of a self-expanding fully covered metal stent for benign biliary strictures secondary to chronic pancreatitis.

Lakhtakia S, Reddy N, Dolak W, Ponchon T, Bruno MJ, Bourke MJ, Neuhaus H, Roy A, González-Huix Lladó F, Kortan PP, Peetermans J, Rousseau M, Costamagna G, Devière J; Benign Biliary Stenoses Working Group. *Gastrointest Endosc.* 2020 Feb;91(2):361-369.e3. doi: 10.1016/j.gie.2019.08.037. Epub 2019 Sep 5. PMID: 31494135

ESD, not EMR, should be the first-line therapy for early gastric neoplasia.

Shahidi N, Bourke MJ. *Gut.* 2020 Sep;69(9):1-2. doi: 10.1136/gutjnl-2019-319646. Epub 2019 Sep 3. PMID: 31481547 No abstract available.

Routine Prophylactic Endoscopic Clipping Is Not Efficacious in the Prevention of Delayed Post-Polypectomy Bleeding: A Systematic Review and Meta-Analysis of Randomized Controlled Trials.

Forbes N, Frehlich L, James MT, Hilsden RJ, Kaplan GG, Wilson TA, Lorenzetti DL, Tate DJ, Bourke MJ, Heitman SJ. *J Can Assoc Gastroenterol.* 2019 Aug;2(3):105-117. doi: 10.1093/jcag/gwy033. Epub 2018 Jul 20. PMID: 31294373

Mind the gap: submucosal diffusion of tattoo into the resection defect.

Shahidi N, Sidhu M, Bar-Yishay I, Bourke MJ. *Gastrointest Endosc.* 2019 Nov;90(5):856-858. doi: 10.1016/j.gie.2019.06.019. Epub 2019 Jun 22. PMID: 31233716 No abstract available.

Endoscopic full-thickness resection for invasive colorectal neoplasia: Hype or here to stay?

Shahidi N, Bourke MJ. *Gastrointest Endosc.* 2019 Jun;89(6):1190-1192. doi: 10.1016/j.gie.2019.02.019. PMID: 31104749 No abstract available.

WESTMEAD ENDOSCOPY RESEARCH PUBLICATION TRACK RECORD

Endoscopic Mucosal Resection and Endoscopic Submucosal Dissection Are Complementary in the Treatment of Colorectal Neoplasia.

Bourke MJ, Heitman SJ. Clin Gastroenterol Hepatol. 2019 Nov;17(12):2625-2626. doi: 10.1016/j.cgh.2019.05.009. Epub 2019 May 14. PMID: 31100452 No abstract available.

Endoscopic submucosal dissection for suspected early gastric cancer: absolute versus expanded criteria in a large Western cohort (with video).

Tate DJ, Klein A, Sidhu M, Desomer L, Awadie H, Lee EYT, Mahajan H, McLeod D, Bourke MJ. Gastrointest Endosc. 2019 Sep;90(3):467-479.e4. doi: 10.1016/j.gie.2019.04.242. Epub 2019 May 8. PMID: 31077699

One-Time Fecal Immunochemical Screening for Advanced Colorectal Neoplasia in Patients with CKD (DETECT Study).

Wong G, Hope RL, Howard K, Chapman JR, Castells A, Roger SD, Bourke MJ, Macaskill P, Turner R, Williams G, Lim WH, Lok CE, Diekmann F, Cross NB, Sen S, Allen RDM, Chadban SJ, Pollock CA, Tong A, Teixeira-Pinto A, Yang JYH, Williams N, Au EHK, Kieu A, James L, Craig JC. J Am Soc Nephrol. 2019 Jun;30(6):1061-1072. doi: 10.1681/ASN.2018121232. Epub 2019 Apr 30. PMID: 31040191

IIc or not IIc: a question for meticulous optical evaluation.

Shahidi N, Sidhu M, Bar-Yishay I, Bourke MJ. Gut. 2020 Mar;69(3):410-512. doi: 10.1136/gutjnl-2019-318616. Epub 2019 Apr 25. PMID: 31023831 No abstract available.

A systematic description of the post-EMR defect to identify risk factors for clinically significant post-EMR bleeding in the colon.

Desomer L, Tate DJ, Bahin FF, Awadie H, Chiang B, Holt B, Byth K, Bourke MJ. Gastrointest Endosc. 2019 Mar;89(3):614-624. doi: 10.1016/j.gie.2018.11.023. Epub 2018 Nov 29. PMID: 30503846

When Colonoscopy Fails... Refer, Repeat, and Succeed.

Awadie H, Bourke MJ. GE Port J Gastroenterol. 2018 Nov;25(6):279-281. doi: 10.1159/000486804. Epub 2018 Mar 7. PMID: 30480043 No abstract available.

Thermal Ablation of Mucosal Defect Margins Reduces Adenoma Recurrence After Colonic Endoscopic Mucosal Resection.

Klein A, Tate DJ, Jayasekaran V, Hourigan L, Singh R, Brown G, Bahin FF, Burgess N, Williams SJ, Lee E, Sidhu M, Byth K, Bourke MJ. Gastroenterology. 2019 Feb;156(3):604-613.e3. doi: 10.1053/j.gastro.2018.10.003. Epub 2018 Oct 6. PMID: 30296436 Clinical Trial.

Advantages of CAST for non-lifting adenomas.

Tate DJ, Bourke MJ. Endoscopy. 2018 Oct;50(10):1037. doi: 10.1055/a-0607-2671. Epub 2018 Sep 27. PMID: 30261544 No abstract available.

Selection of EMR and ESD for Laterally Spreading Lesions of the Colon.

Bang JY, Bourke MJ. Curr Treat Options Gastroenterol. 2018 Dec;16(4):376-385. doi: 10.1007/s11938-018-0198-7. PMID: 30242772 Review.

Managing underperformance in endoscopy: a pragmatic approach.

Rees CJ, Thomas-Gibson S, Bourke MJ, Rex D, Fockens P, Kaminski MF, Haslam N, Walls M. Gastrointest Endosc. 2018 Oct;88(4):737-744.e1. doi: 10.1016/j.gie.2018.06.029. Epub 2018 Jul 6. PMID: 30220302 No abstract available.

Correction: Outcomes after endoscopic resection of large laterally spreading lesions of the papilla and conventional ampullary adenomas are equivalent.

Klein A, Qi Z, Bahin FF, Awadie H, Nayyar D, Ma M, Voermans RP, Williams SJ, Lee E, Bourke MJ. Endoscopy. 2018 Oct;50(10):C11. doi: 10.1055/a-0723-3188. Epub 2018 Sep 12. PMID: 30208494 No abstract available.

Treatment of large duodenal duplication cyst using endoscopic submucosal dissection knife.

Ma MX, Awadie H, Bourke MJ. VideoGIE. 2017 Jul 12;2(9):223-224. doi: 10.1016/j.vgie.2017.05.004. eCollection 2017 Sep. PMID: 29905322 No abstract available.

EMR of large laterally spreading lesion of the duodenum involving the ampulla.

Awadie H, Ma MX, Bourke MJ. VideoGIE. 2018 Jan 5;3(2):53-54. doi: 10.1016/j.vgie.2017.11.005. eCollection 2018 Feb. PMID: 29905190 No abstract available.

Colorectal cancer screening reduces incidence, mortality and morbidity.

Jideh B, Bourke MJ Med J Aust. 2018 Jun 18;208(11):483-484. doi: 10.5694/mja18.00279. PMID: 29902408 No abstract available.

Wide-field endoscopic mucosal resection versus endoscopic submucosal dissection for laterally spreading colorectal lesions: a cost-effectiveness analysis.

Bahin FF, Heitman SJ, Bourke MJ. Gut. 2019 Jun;68(6):1130. doi: 10.1136/gutjnl-2018-316660. Epub 2018 May 19. PMID: 29778995 No abstract available.

Outcomes after endoscopic resection of large laterally spreading lesions of the papilla and conventional ampullary adenomas are equivalent.

Klein A, Qi Z, Bahin FF, Awadie H, Nayyar D, Ma M, Voermans RP, Williams SJ, Lee E, Bourke MJ. Endoscopy. 2018 Oct;50(10):972-983. doi: 10.1055/a-0587-5228. Epub 2018 May 16. PMID: 29768645

The clinical significance and synchronous polyp burden of large (≥ 20 mm) sessile serrated polyps in patients without serrated polyposis syndrome.

Desomer L, Tate DJ, Jayanna M, Pellise M, Awadie H, Burgess NG, McLeod D, Mahajan H, Lee EYT, Williams SJ, Bourke MJ. Endoscopy. 2018 Nov;50(11):1080-1088. doi: 10.1055/a-0596-7231. Epub 2018 May 8. PMID: 29739023

WESTMEAD ENDOSCOPY RESEARCH PUBLICATION TRACK RECORD

Correction: The size, morphology, site, and access score predicts critical outcomes of endoscopic mucosal resection in the colon.

Sidhu M, Tate DJ, Desomer L, Brown G, Hourigan LF, Lee EYT, Moss A, Raftopoulos S, Singh R, Williams SJ, Zanati S, Burgess N, Bourke MJ. *Endoscopy*. 2018 Jul;50(7):C7. doi: 10.1055/a-0602-1390. Epub 2018 Apr 26. PMID: 29698988 No abstract available.

Endoscopic Submucosal Dissection: Indications and Application in Western Endoscopy Practice.

Bourke MJ, Neuhaus H, Bergman JJ. *Gastroenterology*. 2018 May;154(7):1887-1900.e5. doi: 10.1053/j.gastro.2018.01.068. Epub 2018 Mar 2. PMID: 29486200 Review.

The size, morphology, site, and access score predicts critical outcomes of endoscopic mucosal resection in the colon.

Sidhu M, Tate DJ, Desomer L, Brown G, Hourigan LF, Lee EYT, Moss A, Raftopoulos S, Singh R, Williams SJ, Zanati S, Burgess N, Bourke MJ. *Endoscopy*. 2018 Jul;50(7):684-692. doi: 10.1055/s-0043-124081. Epub 2018 Jan 25. PMID: 29370584

The impact of wire caliber on ERCP outcomes: a multicenter randomized controlled trial of 0.025-inch and 0.035-inch guidewires.

Bassan MS, Sundaralingam P, Fanning SB, Lau J, Menon J, Ong E, Rerknimitr R, Seo DW, Teo EK, Wang HP, Reddy DN, Goh KL, Bourke MJ. *Gastrointest Endosc*. 2018 Jun;87(6):1454-1460. doi: 10.1016/j.gie.2017.11.037. Epub 2018 Jan 6. PMID: 29317269 Clinical Trial.

EMR of laterally spreading lesions around or involving the appendiceal orifice: technique, risk factors for failure, and outcomes of a tertiary referral cohort (with video).

Tate DJ, Desomer L, Awadie H, Goodrick K, Hourigan L, Singh R, Williams SJ, Bourke MJ. *Gastrointest Endosc*. 2018 May;87(5):1279-1288.e2. doi: 10.1016/j.gie.2017.12.018. Epub 2018 Jan 5. PMID: 29309777

Symptomatic benign distal biliary stricture in the setting of anomalous pancreaticobiliary junction treated with metal biliary and temporary plastic pancreatic stents.

Ma MX, Bourke MJ. *Gastrointest Endosc*. 2018 Jun;87(6):1586-1587. doi: 10.1016/j.gie.2017.11.018. Epub 2017 Nov 21. PMID: 29170081 No abstract available.

Wide-field piecemeal cold snare polypectomy of large sessile serrated polyps without a submucosal injection is safe.

Tate DJ, Awadie H, Bahin FF, Desomer L, Lee R, Heitman SJ, Goodrick K, Bourke MJ. *Endoscopy*. 2018 Mar;50(3):248-252. doi: 10.1055/s-0043-121219. Epub 2017 Nov 23. PMID: 29169195

Cold-forceps avulsion with adjuvant snare-tip soft coagulation (CAST) is an effective and safe strategy for the management of non-lifting large laterally spreading colonic lesions.

Tate DJ, Bahin FF, Desomer L, Sidhu M, Gupta V, Bourke MJ. *Endoscopy*. 2018 Jan;50(1):52-62. doi: 10.1055/s-0043-119215. Epub 2017 Oct 11. PMID: 29020690

Wide-field endoscopic mucosal resection versus endoscopic submucosal dissection for laterally spreading colorectal lesions: a cost-effectiveness analysis.

Bahin FF, Heitman SJ, Rasouli KN, Mahajan H, McLeod D, Lee EYT, Williams SJ, Bourke MJ. *Gut*. 2018 Nov;67(11):1965-1973. doi: 10.1136/gutjnl-2017-313823. Epub 2017 Oct 7. PMID: 28988198 Clinical Trial.

Endoscopic submucosal dissection in the West: Current status and future directions.

Ma MX, Bourke MJ. *Dig Endosc*. 2018 May;30(3):310-320. doi: 10.1111/den.12960. Epub 2017 Oct 16. PMID: 28884493 Review.



Endoscopy Accessories

PHONE: (02) 9519 3995

MOBILE: 0415 517 265

EMAIL: andrew@flolite.com.au

We supply:

- Cleaning Brushes
(wide selection, various sizes)
- Brush Packs
(customised for our clients)
- Forceps (various sizes)
- Polyp Traps (2 chambers)



Whiteley 
Protecting lives and livelihoods since 1933

Visit the
Whiteley team
at stand #23

Take Advantage,
switch & save with



ENDOX[®]A High Level Disinfectant & Sterilant and ENDOX[®]B Anticorrosive Additive are combined to produce a single-use solution for the reprocessing of endoscopes and related accessories.



ARTG 409191

For how we can help you, call **1800 833 566** or go to whiteley.com.au

© Registered Trademark Whiteley Corporation Pty. Ltd. © 2024

FOR PATIENTS WITH
MODERATE TO SEVERE UC



XELJANZ[®]
(tofacitinib citrate)
5 mg and 10 mg tablets

THIS COULD BE THEIR TURNING POINT IN UC^{*2}

^{*}Improvements from baseline in partial Mayo scores vs. placebo as early as 2 weeks with XELJANZ 10 mg BD (P<0.001).²

^{*}Remission rates of 34% and 41% and mucosal healing rates of 37% and 46% with XELJANZ 5 mg and 10 mg BD, respectively, vs. placebo, at 52 weeks (P<0.001 for all comparisons).²

Long-term safety data up to 7.8 years – supported by real-world evidence^{†2-5}

[†]Overall, XELJANZ demonstrated an acceptable safety profile in the real world,³ consistent with the safety profile established up to 7.8 years in clinical trials.^{2,4,5}

Rapid onset of action^{‡2,6}

[‡]**At 2 weeks**, significant improvement from baseline in partial Mayo score with XELJANZ 10 mg BD vs. placebo (P<0.001).²

[‡]**As early as day 3**, patient-reported symptomatic improvements from baseline, based on patient-reported diary data recorded daily (vs. placebo, P<0.05, *post-hoc*).⁶ (Primary endpoint [remission rates at week 8 vs. placebo] was met; P<0.01 in OCTAVE Induction 1 & 2).²

Sustained efficacy and mucosal healing^{^2,5}

[^]**Remission rates** of 34% and 41% and **mucosal healing rates** of 37% and 46% with XELJANZ 5 mg and 10 mg BD, respectively, vs. placebo, at 52 weeks (P<0.001 for all comparisons).^{2,5}

[^]**Clinical response rate** of >94% and >70% achieved with XELJANZ 5 mg and 10 mg BD respectively at month 2, 12, 24 and 36 in OCTAVE Open.⁵

>28,000 patient-years
of clinical trial data
across UC, RA, PsA⁷
With experience in >500,000
patients worldwide⁸
^{*}across all indications
(UC, RA, PsA, AS, JIA).⁸

▼ This medicinal product is subject to additional monitoring in Australia. This will allow quick identification of new safety information. Healthcare professionals are asked to report any suspected adverse events at www.tga.gov.au/reporting-problems.

XELJANZ[®] (tofacitinib citrate) has a boxed warning. XELJANZ should only be used if no suitable treatment alternatives are available in patients with: CV risk factors, malignancy risk factors and patients 65 years and older. Please review Product Information for boxed warning details. Warnings & precautions: risk of serious infections; opportunistic infections (e.g. HZ); thrombosis; MACE; skin cancers & other malignancies; pregnancy (category D), and others.

Before prescribing, please review full Product Information, available here <https://tinyurl.com/xeljanzPI>

PBS Information: Authority required for the treatment of adults with moderate-to-severe ulcerative colitis. Refer to the PBS Schedule for full authority information.

Abbreviations: AS, ankylosing spondylitis; BD, twice daily; CV, cardiovascular; HZ, herpes zoster; JIA, juvenile idiopathic arthritis; MACE, major adverse cardiovascular events; PBS, Pharmaceutical Benefits Scheme; PsA, psoriatic arthritis; RA, rheumatoid arthritis; UC, ulcerative colitis.

References: 1. XELJANZ[®] (tofacitinib citrate) Approved Product Information. 2. Sandborn WJ, et al. *New Engl J Med* 2017;376:1723–1736. 3. Taxonera C, et al. *Inflamm Bowel Dis* 2022;28(1):32–40. 4. Sandborn WJ, et al. *J Crohns Colitis* 2023;17(3):338–351. 5. Sandborn WJ, et al. *Aliment Pharmacol Ther* 2022;55(4):464–478. 6. Hanauer S, et al. *Clin Gastroenterol Hepatol* 2019;17:139–147. 7. Burmester GR, et al. *RMD Open* 2021;7:e001595. 8. Pfizer Inc. Data on file. © Pfizer Australia Pty Ltd, Sydney, Australia. Medical Information: 1800 675 229. PP-XEL-AUS-1677. PFZ0054b. 02/24.



Medtronic

Taking strides forward

in helping to detect and monitor gastrointestinal diseases.



Pillcam™
Capsule Endoscopy



Bravo™ Calibration-Free
Reflux Recorder



Digitrapper™ pH-Z
testing system



ManoScan™ 3D ESO
High-Resolution Manometry



Barrx™ Radiofrequency
Ablation Focal Catheters



Endoflip™ Impedance
Planimetry System

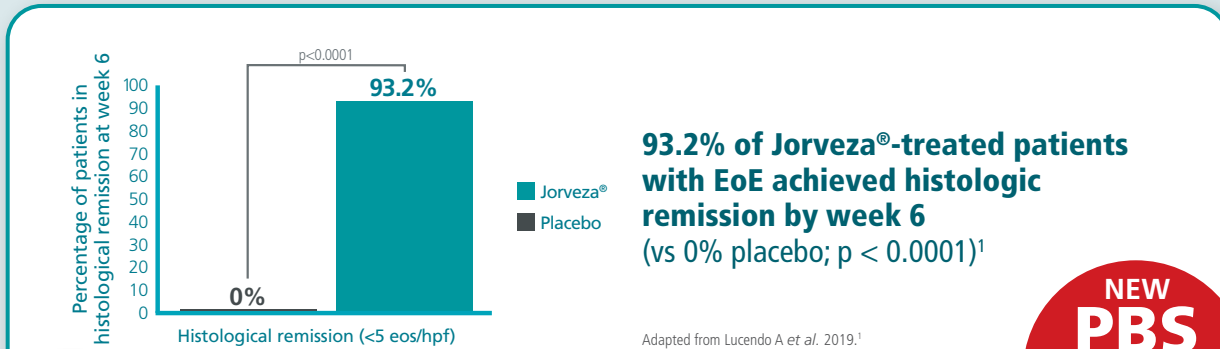


GI Genius™ Intelligent
Endoscopy Module

Medtronic Australasia Pty Ltd Toll Free: 1800 668 670
Medtronic New Zealand Ltd Toll Free: 0800 377 807
© Medtronic 2022. All Rights Reserved. ET 121-04-19 ANZ
#11096-052022



First-line Jorveza® – rapid induction of histologic remission in adults with eosinophilic oesophagitis (EoE)^{1,2}



93.2% of Jorveza®-treated patients with EoE achieved histologic remission by week 6 (vs 0% placebo; $p < 0.0001$)¹

Adapted from Lucendo A et al. 2019.¹

Click here for full PI

NEW PBS prescribing criteria from 1 November 2023

NEW PBS PRESCRIBING CRITERIA³
AUTHORITY REQUIRED

A randomised, double-blind, placebo-controlled study was conducted in adults with active EoE (n = 88; Jorveza®, n = 59 and placebo, n = 29). The primary endpoint was met, with 57.6% of Jorveza®-treated patients in clinicohistologic remission at 6 weeks vs 0% for placebo ($p < 0.00001$), which increased to 84.7% with an additional 6 weeks of Jorveza® 1 mg BID treatment. Jorveza® was well tolerated with local candidiasis being the most common adverse event.²

References: 1. Lucendo AJ, et al. *Gastroenterology* 2019;157:74–86. 2. Straumann A, et al. *Gastroenterology* 2020;159:1672–85. 3. Pharmaceutical Benefits Scheme. www.pbs.gov.au.

Jorveza® is a registered trademark of Dr. Falk Pharma GmbH. Dr Falk Pharma Australia Pty Ltd. 815 Pacific Highway, Chatswood NSW 2067. Date of preparation: February 2024. EOE-2024-1328. DRF244.

BUDESONIDE
Jorveza®
ORALLY DISINTEGRATING TABLETS



Proudly sponsoring SIES 2024

sonichealthcare.com.au





Optimal dosing lets your PEI patients opt in to life.*¹⁻⁵

*Optimal dosing of Creon® can lead to an improved quality of life.¹⁻⁵ Creon® can optimise nutritional status and normalise digestion, pain, and bowel movements, which may improve QoL in patients with PEI.^{5,6}

Suggested adult maintenance dosing:^{1,5}

Meals
2x

Creon® 35000



Snacks
1x

Creon® 35000



PEI, pancreatic exocrine insufficiency; QoL, quality of life.

PBS Information: Creon is listed on the PBS as a Digestive enzyme preparation (2 packs, 10 repeats).
Restricted benefit: The condition must be stable for the prescriber to consider the maximum quantity (4 packs, 10 repeats).

Before prescribing please review the full Product Information available by scanning the QR code, or at https://medsinfo.com.au/api/documents/Creon_PI?format=pdf

References: 1. Smith RC, et al. Australasian guidelines for the management of pancreatic exocrine insufficiency. Australasian Pancreatic Club, October 2015. Available at: <https://www.pancreas.org.au/resources> [Accessed February 2024]. 2. Sikkens EC et al. *J Gastrointest Surg* 2012; 16:1487-92. 3. Kuhlmann L et al. *JOP J Pancreas (Online)* 2018; 19(4):183-89. 4. Keller J et al. *Gut* 2005; 54(Suppl V):vi1-vi28. 5. Creon® Product Information. 6. Ramesh H et al. *Pancreatology* 2013; 13(2):133-39.

Creon® is a Viatrix company trademark. Copyright © 2024 Viatrix Inc. All rights reserved. Viatrix Pty Ltd. Level 1, 30-34 Hickson Rd Millers Point, NSW 2000, Australia. ABN: 29 601 608 771. Call: 1800 314 527. Date of preparation: February 2024. CRE-2024-0054. MYL0788.



ignite the flame

EMPOWERING NURSES FOR THE FUTURE



GENCA 2024
NATIONAL CONFERENCE
17-19 MAY 2024
HILTON BRISBANE

GENCA is delighted to announce that registrations are now open for the 2024 National Conference to be held on 17-19 May 2024 at the Hilton Brisbane, QLD

This event will feature a range of interesting and relevant topics from International and local speakers, two social networking events where you can reconnect with industry professionals, and an exhibition where you will get the opportunity to

come face to face with suppliers and connect with key people in your industry.

Register now for the GENCA 2024 National Conference! We are looking forward to seeing you in Brisbane!

REGISTER NOW

THANK YOU

WESTMEAD NURSING STAFF

Mary Bong, NUM
Mavis Chan, CNE
Betty Lo, CNC
Alison Bannister, CNC
Sandra Ko, CNS
Jeneviah Junio, CNS
Kwok Wa Siu, CNS
Adenike Adeyemi, RN
Maria Estremos, RN
Liz Fu, RN
Monica Gautam-Karki, RN
Rosemary Johnson, RN
Ha La, RN
Colman Leung, RN
Xaviera Madridondo, RN
Khyung Hee Park (Claire), RN
Surendra Pokharel, RN
Mirtha Reyna, RN
Nicky Stojanovic, RN
Christina Spiteri, RN
Rajendran Thangaraj, RN
Nisha Thomas, RN
Maggie Zhao, RN
Fangfei Zhao (Lena), RN
Aileen Quinsay, RN
Josephine Hartanto, RN
Natasha Josipovic, RN
Aimee Dah, RN
Edinelle Rabi, RN
Jessa Ramos, RN
Shakira Badiha, RN
Rachelle Porpeda, RN
Sarah Williams, RN
Ainsley Minnis, EN
Pauline Luxford, EN
Amy Yan, EN

WESTMEAD CONSULTANT ENDOSCOPISTS

Prof Michael Bourke
A/Prof Nicholas Burgess
Dr Stephen John Williams
Dr Vu Kwan
Dr Eric Lee
Dr Robert Cheng
Dr Thao Thanh Lam
Dr Rita Lin
Dr Rajni Tiwari
A/Prof David Van der Poorten

WESTMEAD MEDICAL PRODUCTION AND CO-ORDINATION

Dr Julia Gauci
Dr Clarence Kerrison
Dr Anthony Whitfield
Dr Francesco Mandarino
Dr Brian Lam
Dr Kieran Longley
Dr Varan Perananthan

WESTMEAD ENDOSCOPY RESEARCH TEAM

Ahyeon Min, RN
Kathleen Goodrick, RN

WESTMEAD GASTROENTEROLOGY ADVANCED TRAINEE

Dr Lucy Bracken
Dr Alex Tridgell
Dr Anna Ham
Dr Michael Gounder

OFFICIAL CONFERENCE OMBUDSMAN

Dr Milan Bassan

AUDIO VISUAL PRODUCTION TEAM

Joseph Murray
Garry Burns
Sightline Team

WESTMEAD ENDOSCOPY ADMINISTRATIVE AND TECHNICAL SUPPORT TEAM

Anita Kanagasundaram (Program
Operations Manager)
Shamim Ara
Swapna Korde
Thilakshi Satchithananthan
Varsha Purohit
Rafay Rahim
Jerry Alex
Ewa Kasprzak-Adamecki, ST
Lila-wati Singh, ST
Andie Fan, ST
Rimpi Chana, ST
Khyati Patel, ST
Westmead Citywest Admin Team
Viviane Sweeney
Christine Cochrane
Natasha Chebatte
Zarin Tasnim Subah
Mirtha Reyna, RN

SPECIAL THANKS TO:

Westmead Department
of Anaesthetics
Dr Mark Priestley

2024 SIES PROUDLY SUPPORTED BY:

PLATINUM SPONSORS



GOLD SPONSORS

SIES SUPPORTERS



SILVER SPONSORS



LOUNGE SPONSOR

COFFEE CART SPONSOR

ICE CREAM CART SPONSOR





Westmead Endoscopy Team 2024

SIES
2025

16TH ANNUAL
SYDNEY
INTERNATIONAL
ENDOSCOPY
SYMPOSIUM

6-7 March 2025 | ICC Sydney

SAVE
THE
DATE

Conference Organiser

For more information please contact:
Conference Professionals
PO Box 7345
Beaumaris VIC 3193
03 9586 6010
sies@conferenceprofessionals.com.au



Disclaimer: Information contained in this syllabus was correct at time of publication. However, it may be necessary due to unforeseen circumstances for sections to be changed. The organisers will endeavour to keep changes to a minimum.